


**LOVE**  
CERAMIC TILES



2018



**LOVE**  
CERAMIC TILES

# 2018



São os ventos da mudança que reafirmam os conceitos que nos fazem líderes. De todas as nossas criações, hoje estamos confiantes no que construímos. Do que fomos. Do posicionamento estratégico ao crescimento sustentado. Do que nos tornamos com todos os processos de design, gestão e produção. Somos a nova geração. Somos o encontro entre o passado e o presente com soluções de futuro, com a mesma qualidade, a mesma força. Juntos somos mais inovação, mais criatividade. Juntos somos mais.

***Juntos somos Love Tiles.***

It is the winds of change that reassure the concepts that make us leaders. After all our creations, we believe even more in our work and what we have accomplish. What we were. From a strategic position to a solid growth. What we have become with the design, management and production developments. We are a new generation. We are the fusion between the past and the present with future solutions, with the same quality, the same strength. Together we are more innovation, more creativity. Together we are more.

***Together we are Love Tiles.***

Ce sont les vents de changement qui réaffirment les concepts qui nous font leaders. De toutes les créations, nous sommes aujourd'hui confiants dans ce que nous construisons et de ce que nous avons été. De notre positionnement stratégique à la croissance soutenue. De tout ce que nous sommes devenus suite à toutes nos méthodes de design, gestion et production. Nous sommes la nouvelle génération. Nous sommes la rencontre entre le passé et le présent, avec des solutions d'avenir, avec la même qualité et la même force.. Nous sommes ensemble plus d'innovation, plus de créativité. Ensembles nous sommes plus.

***Ensemble nous sommes Love Tiles.***

Es ist das Klima der Veränderung, das uns in den Konzepten bestätigt, die uns zu Leadern werden lassen. Nach all unseren Produktentwicklungen glauben wir mehr denn je an unseren Weg und das bisher Erreichte. Wo wir herkommen. Von strategischer Position zu solidem Wachstum. Dank Design, Management und kontinuierlicher Produktentwicklung. Wir sind die neue Generation. Wir sind der Schulterschluss aus Vergangenheit und Gegenwart gepaart mit Zukunftslösungen, getragen von der gleichen Qualität und der gleichen Stärke. Gemeinsam erreichen wir mehr Innovation, mehr Kreativität. Gemeinsam sind wir mehr.

***Gemeinsam sind wir Love Tiles.***

Ветры перемен, которые вновь и вновь делают нас лидерами в своем направлении. После всех наших творений, сегодня мы уверены как никогда в том, куда движемся дальше. Не забываем кем мы были. Стратегическое планирование дальнейшего развития, управление, проектирование и производственно-технологические инновации обеспечивает нам устойчивый рост. Мы представляем новое поколение. Мы как встреча между прошлым и настоящим. Вместе мы создаем что-то новое, творим. Вместе мы становимся лучше.

***Вместе мы Love Tiles.***

Sono i venti del cambiamento che riaffermano i concetti che fanno di noi dei leader. Dopo tutte le nostre creazioni, oggi abbiamo fiducia in quello che abbiamo costruito. In ciò che siamo stati. Dal posizionamento strategico a una solida crescita. In ciò che siamo diventati grazie allo sviluppo del design, del management e della produzione. Siamo una nuova generazione. Siamo l'incontro tra il passato e il presente con soluzioni per il futuro, con la stessa qualità, la stessa forza. Insieme siamo più innovazione, più creatività. Insieme siamo "più".

***Insieme siamo Love Tiles.***

**LOVE**  
CERAMIC TILES



# ÍNDICE

## INDEX



### RETIFICADO

Rectified | Rectifié | Rectifiziert  
Ректифицированный

45 x 120

35 x 100

35 x 70

30 x 60

### NÃO RETIFICADO

Non-Rectified | Non Rectifié  
Nicht Rektifiziert | Не Ректифицированный

30 x 60

20 x 60

22 x 45

		45 x 120	35 x 100	35 x 70	30 x 60	30 x 60	20 x 60	22 x 45
Acqua	217		■			■		■
Aroma	195			■			■	
Charm	91		■					
Core	121		■		■	■		
Essentia	139		■		■			
Ground	267						■	
Light	259	■	■	■	■	■		■
Loft	173				■	■		
Marble	11	■	■	■				
Nest	105		■		■	■		
Parfum	239		■					
Precious	77	■	■	■				
Royale	97		■	■				■
Splash	43		■				■	
Urban	157		■		■	■		
Wonder	181		■		■			■



### RETIFICADO

Rectified | Rectifié | Rectifiziert  
Ректифицированный

60 x 60

50 x 50

30 x 60

35 x 35

### NÃO RETIFICADO

Non-Rectified | Non Rectifié  
Nicht Rektifiziert | Не Ректифицированный

60 x 60

50 x 50

45 x 45

30 x 60

33 x 50

15 x 75

33 x 33

		60 x 60	50 x 50	30 x 60	35 x 35	60 x 60	50 x 50	45 x 45	30 x 60	33 x 50	15 x 75	33 x 33
Arena	289	■		■		■		■	■			
Avenue	353	■				■						
Blend	303		■				■					
Canyon	357	■				■	■			■		■
Charm	91				■							
Dawn	71	■				■						
Fusion	345										■	
Ground	267	■				■		■	■			
Light	259	■		■	■							
Marble	11	■		■								
Nest	105	■				■			■			
Place	309	■		■		■		■	■			
Precious	77	■										
Royale	97				■			■				
Splash	43	■				■						
Tree	317										■	
Wildwood	331	■				■					■	

# COLOUR MAP

LIGHT BRANCO BRILHO P.262	WONDER WHITE P.193	SPLASH WHITE P.60	PRECIOUS CALACATTA P.86	LIGHT BRANCO MATE P.262	LIGHT MATT WHITE P.263	WONDER MATT WHITE P.193	ACQUA BIANCO P.229	AROMA SALT P.206	MARBLE WHITE P.30
URBAN STRIPES WHITE P.166	GROUND WHITE P.280	BLEND WHITE P.307	SPLASH CREAM P.60	PARFUM JASMIN BLANC P.248	LIGHT PÉROLA BRILHO P.262	LIGHT PÉROLA MATE P.262	MARBLE CREAM P.32	ESSENTIA CRUSTY TORTORA P.149	ESSENTIA SQUARE TORTORA P.149
URBAN STRIPES BEIGE P.1678	CHARM BEIGE P.93	PARFUM VANILLE P.248	NEST BEIGE P.114	ROYALE TRAV. BIANCO P.100	CANYON IVORY P.361	BLEND BEIGE P.306	WILDWOOD BEIGE P.340	CANYON SAND P.361	GROUND CREAM P.280
WONDER GOLD P.193	ACQUA TURCHESE P.229	SPLASH GREEN P.60	AROMA OREGANO P.206	BLEND GREEN P.306	SPLASH BLUE P.60	AROMA BLUEBERRY P.206	PARFUM LYS BLEU P.248	PARFUM LAVANDE P.248	AROMA PAPAYA P.207
PLACE TORTORA P.314	AVENUE TORTORA P.354	GROUND TORTORA P.280	TREE TORTORA P.328	LOFT TORTORA P.178	WILDWOOD TORTORA P.340	ARENA TORTORA P.298	FUSION TORTORA P.350	CORE TORTORA P.130	CORE FORMWORK TORTORA P.131
URBAN STRIPES GREY P.168	NEST GREY P.114	AROMA EARL GREY P.206	WONDER MATT CHROME P.193	CORE GREY P.130	CORE FORMWORK GREY P.131	PLACE LIGHT GREY P.314	LOFT LIGHT GREY P.178	PARFUM AMBRE GRIS P.248	GROUND LIGHT GREY P.281
LOFT GREY P.178	WILDWOOD GREY P.340	GROUND GREY P.281	PLACE GREY P.315	AVENUE GREY P.354	PLACE ANTHRACITE P.315	BLEND DARK GREY P.307	SPLASH ANTHRACITE P.61	AVENUE DARK GREY P.354	DAWN BLACK P.74

CHARM WHITE P.93	LOFT WHITE P.178	CORE WHITE P.130	CORE FORMWORK WHITE P.131	ESSENTIA CRUSTY WHITE P.148	ESSENTIA SQUARE WHITE P.148	ESSENTIA BAND WHITE P.148	NEST WHITE P.114	URBAN SLATE WHITE P.166	URBAN ROUGH WHITE P.166
ESSENTIA BAND TORTORA P.149	WILDWOOD WHITE P.340	PLACE WHITE P.314	FUSION WHITE P.350	CORE BEIGE P.130	CORE FORMWORK BEIGE P.131	ARENA BEIGE P.298	TREE WHITE P.328	URBAN ROUGH BEIGE P.167	URBAN SLATE BEIGE P.167
TREE BEIGE P.328	AROMA VANILLA P.207	SPLASH GREY P.61	ACQUA BEIGE P.229	FUSION BEIGE P.350	MARBLE BEIGE P.36	ROYALE TRAVERTINO NOCE P.100	PARFUM CANNELLE P.248	SPLASH TORTORA P.61	CHARM BROWN P.93
SPLASH ORANGE P.61	SPLASH RED P.61	ACQUA RUBI P.229	BLEND BROWN P.306	AROMA COFFEE P.207	FUSION BROWN P.350	TREE BROWN P.328	DAWN TORTORA P.74	MARBLE TORTORA P.38	BLEND TORTORA P.306
ARENA WHITE P.298	CORE LIGHT GREY P.130	CORE FORMWORK LIGHT GREY P.131	ARENA LIGHT GREY P.299	MARBLE LIGHT GREY P.34	ESSENTIA CRUSTY GREY P.149	ESSENTIA SQUARE GREY P.149	ESSENTIA BAND GREY P.149	URBAN ROUGH GREY P.168	URBAN SLATE GREY P.168
BLEND LIGHT GREY P.307	WILDWOOD LIGHT GREY P.334	ACQUA GRIGIO P.229	ARENA GREY P.299	BLEND GREY P.307	DAWN LIGHT GREY P.74	WONDER MIRROR P.193	CHARM GREY P.93	CANYON GREY P.361	FUSION GREY P.350
ACQUA NERO P.229	AROMA BLACK PEPPER P.206	WONDER BLACK P.193							

10.



PRODUTO COM GRÁFICA E TONALIDADE DIFERENTE  
PRODUCT WITH DIFFERENT GRAPHICS AND SHADES  
PRODUIT AYANT UNE SÉRIGRAPHIE ET UNE TONALITÉ DIFFÉRENTE  
PRODUKT MIT VERSCHIEDENER GRAFIK UND TÖNUNG  
ИЗДЕЛИЯ РАЗЛИЧНОЙ ТЕКСТУРЫ И ОТТЕНКОВ  
PRODOTTO CON GRAFICA E TONALITÀ DIVERSA



REVESTIMENTO COM ACABAMENTO MATE  
MATT WALL TILES  
FAÏANCES EN FINITION MAT  
WANDFLIESEN - MATT OBERFLÄCHE  
НАСТЕННАЯ КЕРАМИЧЕСКАЯ ПЛИТКА С МАТОВЫМ ПОКРЫТИЕМ  
RIVESTIMENTO CON FINITURA OPACA



REVESTIMENTO ESTRUTURADO COM ACABAMENTO MATE  
MATT STRUCTURED WALL TILES  
FAÏANCES STRUCTURÉ EN FINITION MAT  
STRUKTURIERTE WANDFLIESEN - MATT OBERFLÄCHE  
НАСТЕННАЯ СТРУКТУРИРОВАННАЯ ПЛИТКА С МАТОВЫМ ПОКРЫТИЕМ  
RIVESTIMENTO STRUTTURATO CON FINITURA OPACA



REVESTIMENTO COM ACABAMENTO BRILHO  
GLOSSY WALL TILES  
FAÏANCES AVEC FINITION BRILLANT  
WANDFLIESEN - GLÄNZEND OBERFLÄCHE  
НАСТЕННАЯ КЕРАМИЧЕСКАЯ ПЛИТКА С ГЛЯНЦЕВЫМ ПОКРЫТИЕМ  
RIVESTIMENTO CON FINITURA LUCIDA



REVESTIMENTO ESTRUTURADO COM ACABAMENTO BRILHO  
GLOSSY STRUCTURED WALL TILES  
FAÏANCES STRUCTURÉ EN FINITION BRILLANT  
STRUKTURIERTE WANDFLIESEN - GLÄNZEND OBERFLÄCHE  
НАСТЕННАЯ СТРУКТУРИРОВАННАЯ ПЛИТКА С ГЛЯНЦЕВЫМ ПОКРЫТИЕМ  
RIVESTIMENTO STRUTTURATO CON FINITURA LUCIDA




45 x 120



35 x 100



35 x 70



WHITE CREAM LIGHT GREY BEIGE TORTORA

PAVIMENTO COM ACABAMENTO MATE  
MATT FLOOR TILES  
CARREAUX SOL EN FINITION MAT  
BODENFLIESEN - MATT OBERFLÄCHE  
НАПОЛЬНАЯ ПЛИТКА С МАТОВЫМ ПОКРЫТИЕМ  
PAVIMENTO CON FINITURA OPACA




PAVIMENTO COM ACABAMENTO POLIDO  
FLOOR TILES WITH POLISHED FINISH  
REVÊTEMENT DE SOL AVEC FINITION POLIE  
BODENBELAG MIT POLIERTER OBERFLÄCHE  
ПОЛИРОВАННАЯ ПОВЕРХНОСТЬ  
PAVIMENTO CON FINITURA LEVIGATA



60 x 60

30 x 60



WHITE CREAM LIGHT GREY BEIGE TORTORA

MARBLE WHITE SHINE  
45 x 120 RET.

MARBLE WHITE POLISHED  
59,2 x 59,2 RET.

FUSION BEIGE  
15 x 75



12.



13.



MARBLE BEIGE SHINE  
45 x 120 RET.

MARBLE FLUX BEIGE SHINE  
45 x 120 RET.

MARBLE BEIGE MATT  
59,2 x 59,2 RET.

WILDWOOD TORTORA AS  
15 x 75

14.



15.



MARBLE TORTORA SHINE  
45 x 120 RET.

MARBLE BEIGE SHINE  
45 x 120 RET.

MARBLE TORTORA POLISHED  
59,2 x 59,2 RET.

16.



17.

MARBLE LIGHT GREY MATT  
35 x 100 RET.


MARBLE LIGHT GREY SHINE  
35 x 100 RET.

MARBLE LIGHT GREY POLISHED  
59,2 x 59,2 RET.

18.



19.




MARBLE LIGHT GREY MATT  
35 x 100 RET.

MARBLE LIGHT GREY MATT  
59,2 x 59,2 RET.

20.



21.



MARBLE TORTORA SHINE  
35 x 100 RET.

MARBLE CREAM SHINE  
35 x 100 RET.

MOSAIC MARBLE TORTORA SHINE  
17,4 x 17,4

MOSAIC MARBLE CREAM SHINE  
17,4 x 17,4

MARBLE CREAM POLISHED  
59,2 x 59,2 RET.

22.



23.



MARBLE WHITE SHINE  
35 x 100 RET.

MOSAIC MARBLE WHITE SHINE  
17,4 x 17,4

MARBLE SHAPE WHITE SHINE  
35 x 100 RET.

MARBLE WHITE POLISHED  
59,2 x 59,2 RET.

24.



25.

MARBLE CREAM SHINE  
35 x 70 RET.

MARBLE CURL CREAM SHINE  
35 x 70 RET.

MARBLE CREAM POLISHED  
59,2 x 59,2 RET.

TREE TORTORA  
15 x 75

26.








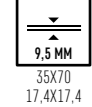
27.




28.



29.

- 
- 
- 
- 
- 
- 



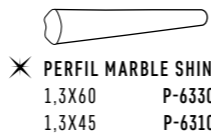
× MARBLE WHITE SHINE  
45X120 RET.



× MARBLE FLUX WHITE SHINE  
45X120 RET. LM-3730



× TWIST WHITE SHINE  
45X120 RET. LM-3770




× PERFIL MARBLE SHINE  
1,3X60 P-6330  
1,3X45 P-6310



× MOSAIC SPARKLE WHITE  
45X45 P-6540



× MARBLE WHITE SHINE  
35X100 RET. LM-3660



MARBLE WHITE MATT  
35X100 RET. LM-3660




× MARBLE SHAPE WHITE SHINE  
35X100 RET. LM-3705



MARBLE SHAPE WHITE MATT  
35X100 RET. LM-3705

- 
- 
- 
- 
- 
- 



× MARBLE WHITE SHINE  
35X70 RET. LM-3505



× MARBLE CURL WHITE SHINE  
35X70 RET. LM-3545




× BLISS WHITE SHINE  
35X70 RET. P-6440



× HAPPY WHITE  
35X70 RET. LM-3545



× MOSAIC GLEAM  
WHITE SHINE  
17,4X17,4 P-6160



× GLEE WHITE SHINE  
35X100 RET. P-6530



LAYERS WHITE MATT  
35X100 RET. P-6480



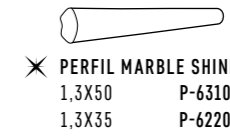
× MOSAIC MARBLE  
WHITE SHINE  
17,4X17,4 P-6160



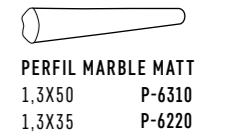
× MOSAIC WHITE  
LIGHT GREY SHINE  
17,4X17,4 P-6190



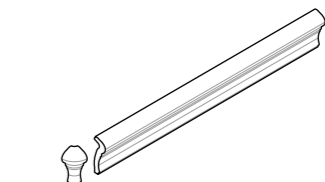
MOSAIC MARBLE  
WHITE MATT  
17,4X17,4 P-6160



× PERFIL MARBLE SHINE  
1,3X50 P-6310  
1,3X35 P-6220



PERFIL MARBLE MATT  
1,3X50 P-6310  
1,3X35 P-6220



× TORELLO MARBLE SHINE  
5X45 P-6310  
5X35 P-6270




× ANGOLO TORELLO MARBLE SHINE  
5X2 P-6260



× MATITA MARBLE SHINE  
1,5X45 P-6270  
1,5X35 P-6220

× ANGOLO MATITA MARBLE SHINE  
1,5X1,5 P-6260



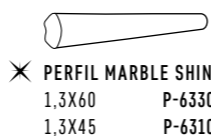
× MARBLE CREAM SHINE  
45X120 RET. LM-3730




× MARBLE FLUX CREAM SHINE  
45X120 RET. LM-3770



× TWIST CREAM SHINE  
45X120 RET. P-6540



× PERFIL MARBLE SHINE  
1.3X60 P-6330  
1.3X45 P-6310



× MOSAIC SPARKLE CREAM  
45X45 P-6410



× MARBLE CREAM SHINE  
35X100 RET. LM-3660




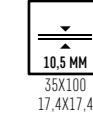
MARBLE CREAM MATT  
35X100 RET. LM-3705



× MARBLE SHAPE CREAM SHINE  
35X100 RET. LM-3705



MARBLE SHAPE CREAM MATT  
35X100 RET. LM-3705




× MARBLE CREAM SHINE  
35X70 RET. LM-3505



× MARBLE CURL CREAM SHINE  
35X70 RET. LM-3545




× BLISS CREAM SHINE  
35X70 RET. P-6440



× HAPPY CREAM  
35X70 RET. LM-3545




× MOSAIC GLEAM  
CREAM SHINE  
17.4X17.4 P-6160



× GLEE CREAM SHINE  
35X100 RET. P-6530



LAYERS CREAM MATT  
35X100 RET. P-6480



× MOSAIC MARBLE  
CREAM SHINE  
17.4X17.4 P-6160



× MOSAIC CREAM  
BEIGE SHINE  
17.4X17.4 P-6190




MOSAIC MARBLE  
CREAM MATT  
17.4X17.4 P-6160



× PERFIL MARBLE SHINE  
1.3X50 P-6310  
1.3X35 P-6220



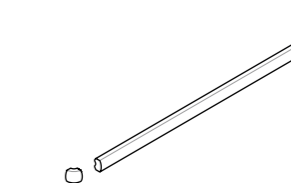
PERFIL MARBLE MATT  
1.3X50 P-6310  
1.3X35 P-6220



× TORELLO MARBLE SHINE  
5X45 P-6310  
5X35 P-6270




× ANGOLO TORELLO MARBLE SHINE  
5X2 P-6260



× MATITA MARBLE SHINE  
1.5X45 P-6270  
1.5X35 P-6220



× ANGOLO MATITA MARBLE SHINE  
1.5X1.5 P-6260



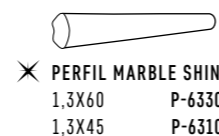
× MARBLE LIGHT GREY SHINE  
45X120 RET. LM-3730



× MARBLE FLUX LIGHT GREY SHINE  
45X120 RET. LM-3770



× TWIST LIGHT GREY SHINE  
45X120 RET. P-6540




× PERFIL MARBLE SHINE  
1,3X60 P-6330  
1,3X45 P-6310



× MOSAIC SPARKLE WHITE  
45X45 P-6410



× MARBLE LIGHT GREY SHINE  
35X100 RET. LM-3660




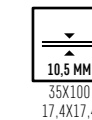
MARBLE LIGHT GREY MATT  
35X100 RET. LM-3705



× MARBLE SHAPE  
LIGHT GREY SHINE  
35X100 RET. LM-3705




MARBLE SHAPE  
LIGHT GREY MATT  
35X100 RET. LM-3705



× MARBLE LIGHT GREY SHINE  
35X70 RET. LM-3505



× MARBLE CURL  
LIGHT GREY SHINE  
35X70 RET. LM-3545




× BLISS LIGHT GREY SHINE  
35X70 RET. P-6440



× HAPPY WHITE  
35X70 RET. LM-3545



× MOSAIC GLEAM  
WHITE SHINE  
17,4X17,4 P-6160



× GLEE LIGHT GREY SHINE  
35X100 RET. P-6530




LAYERS LIGHT GREY MATT  
35X100 RET. P-6480



× MOSAIC MARBLE  
LIGHT GREY SHINE  
17,4X17,4 P-6160



× MOSAIC WHITE  
LIGHT GREY SHINE  
17,4X17,4 P-6190



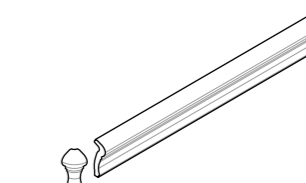
MOSAIC MARBLE  
LIGHT GREY MATT  
17,4X17,4 P-6160



× PERFIL MARBLE SHINE  
1,3X50 P-6310  
1,3X35 P-6220



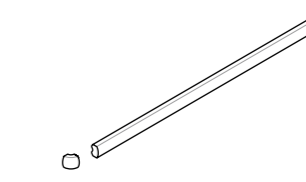
PERFIL MARBLE MATT  
1,3X50 P-6310  
1,3X35 P-6220



× TORELLO MARBLE SHINE  
5X45 P-6310  
5X35 P-6270




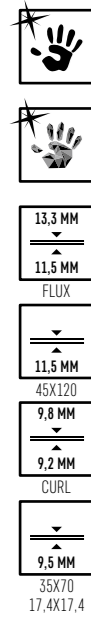
× ANGOLO TORELLO MARBLE SHINE  
5X2 P-6260




× MATITA MARBLE SHINE  
1,5X45 P-6270  
1,5X35 P-6220



× ANGOLO MATITA MARBLE SHINE  
1,5X1,5 P-6260



× MARBLE BEIGE SHINE  
45X120 RET.



× MARBLE FLUX BEIGE SHINE  
45X120 RET. LM-3730



× TWIST BEIGE SHINE  
45X120 RET. LM-3770



× PERFIL MARBLE SHINE  
1,3X60 P-6330  
1,3X45 P-6310



× MARBLE BEIGE SHINE  
35X70 RET. LM-3505



× MARBLE CURL BEIGE SHINE  
35X70 RET. LM-3545




× BLISS BEIGE SHINE  
35X70 RET. P-6440




× HAPPY CREAM  
35X70 RET. LM-3545



× MOSAIC GLEAM  
CREAM SHINE  
17,4X17,4 P-6160



× MARBLE BEIGE SHINE  
35X100 RET. LM-3660




MARBLE BEIGE MATT  
35X100 RET. LM-3660



× MARBLE SHAPE BEIGE SHINE  
35X100 RET. LM-3705



MARBLE SHAPE BEIGE MATT  
35X100 RET. LM-3705



× GLEE BEIGE SHINE  
35X100 RET. P-6530



LAYERS BEIGE MATT  
35X100 RET. P-6480



× MOSAIC MARBLE  
BEIGE SHINE  
17,4X17,4 P-6160



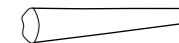
× MOSAIC CREAM  
BEIGE SHINE  
17,4X17,4 P-6190



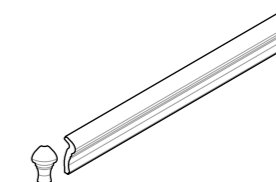
MOSAIC MARBLE  
BEIGE MATT  
17,4X17,4 P-6160



× PERFIL MARBLE SHINE  
1,3X50 P-6310  
1,3X35 P-6220

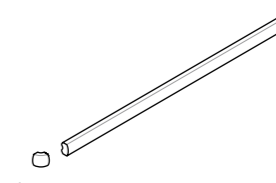


PERFIL MARBLE MATT  
1,3X50 P-6310  
1,3X35 P-6220



× TORELLO MARBLE SHINE  
5X45 P-6310  
5X35 P-6270

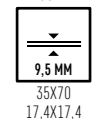
× ANGOLO TORELLO MARBLE SHINE  
5X2 P-6260



× MATITA MARBLE SHINE  
1,5X45 P-6270  
1,5X35 P-6220

× ANGOLO MATITA MARBLE SHINE  
1,5X1,5 P-6260





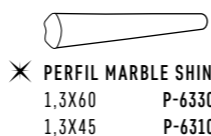
× MARBLE TORTORA SHINE  
45X120 RET.




× MARBLE FLUX TORTORA SHINE  
45X120 RET. LM-3730




× TWIST TORTORA SHINE  
45X120 RET. LM-3770




× PERFIL MARBLE SHINE  
1,3X60 P-6330  
1,3X45 P-6310




× MOSAIC SPARKLE CREAM  
45X45 P-6410



× MARBLE TORTORA SHINE  
35X100 RET. LM-3660




MARBLE TORTORA MATT  
35X100 RET. LM-3660




× MARBLE SHAPE TORTORA SHINE  
35X100 RET. LM-3705



MARBLE SHAPE TORTORA MATT  
35X100 RET. LM-3705



× MARBLE TORTORA SHINE  
35X70 RET. LM-3505




× MARBLE CURL  
TORTORA SHINE  
35X70 RET. LM-3545



× BLISS TORTORA SHINE  
35X70 RET. P-6440



× MOSAIC GLEAM  
TORTORA SHINE  
17,4X17,4 P-6160




× GLEE TORTORA SHINE  
35X100 RET. P-6530




LAYERS TORTORA MATT  
35X100 RET. P-6480



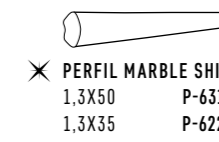
× MOSAIC MARBLE  
TORTORA SHINE  
17,4X17,4 P-6160



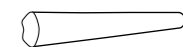
× MOSAIC  
TORTORA SHINE  
17,4X17,4 P-6190



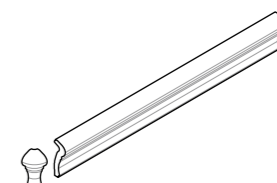
MOSAIC MARBLE  
TORTORA MATT  
17,4X17,4 P-6160



× PERFIL MARBLE SHINE  
1,3X50 P-6310  
1,3X35 P-6220

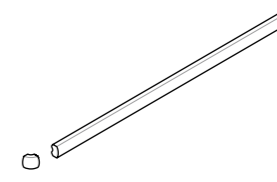


PERFIL MARBLE MATT  
1,3X50 P-6310  
1,3X35 P-6220



× TORELLO MARBLE SHINE  
5X45 P-6310  
5X35 P-6270

× ANGOLO TORELLO MARBLE SHINE  
5X2 P-6260



× MATITA MARBLE SHINE  
1,5X45 P-6270  
1,5X35 P-6220

× ANGOLO MATITA MARBLE SHINE  
1,5X1,5 P-6260

40.



LISTELO BRUSHED GOLD  
0,5X1,3X100 P-6420  
0,5X1X70 P-6370

LISTELO BRUSHED SILVER  
0,5X1,3X100 P-6350  
0,5X1X70 P-6310


✕ LISTELO SHINE SILVER  
0,5X1,3X100 P-6350  
0,5X1X70 P-6310

✕ LISTELO BLINK GOLD  
0,5X1,2X120 P-6510


LISTELO BLINK SILVER MATT  
0,5X1,2X120 P-6510

✕ LISTELO BLINK SILVER  
0,5X1,2X120 P-6510

✕ LISTELO BLINK BRONZE  
0,5X1,2X120 P-6510




✕ MARBLE WHITE POLISHED  
59,2X59,2 RET. LM-3545  
29,5X59,2 RET. LM-3545



MARBLE WHITE MATT  
59,2X59,2 RET. LM-3450  
29,5X59,2 RET. LM-3450



✕ MARBLE CREAM POLISHED  
59,2X59,2 RET. LM-3545  
29,5X59,2 RET. LM-3545



MARBLE CREAM MATT  
59,2X59,2 RET. LM-3450  
29,5X59,2 RET. LM-3450


41.




✕ MARBLE LIGHT GREY POLISHED  
59,2X59,2 RET. LM-3545  
29,5X59,2 RET. LM-3545




MARBLE LIGHT GREY MATT  
59,2X59,2 RET. LM-3450  
29,5X59,2 RET. LM-3450




✕ MARBLE BEIGE POLISHED  
59,2X59,2 RET. LM-3545  
29,5X59,2 RET. LM-3545



MARBLE BEIGE MATT  
59,2X59,2 RET. LM-3450  
29,5X59,2 RET. LM-3450



✕ MARBLE TORTORA POLISHED  
59,2X59,2 RET. LM-3545  
29,5X59,2 RET. LM-3545



MARBLE TORTORA MATT  
59,2X59,2 RET. LM-3450  
29,5X59,2 RET. LM-3450

✕ RODAPÉ MARBLE POLISHED  
8X59,2 RET. P-6090



RODAPÉ MARBLE MATT  
8X59,2 RET. P-6090



PRODUTO COM GRÁFICA E TONALIDADE DIFERENTE  
PRODUCT WITH DIFFERENT GRAPHICS AND SHADES  
PRODUIT AYANT UNE SÉRIGRAPHIE ET UNE TONALITÉ DIFFÉRENTE  
PRODUKT MIT VERSCHIEDENER GRAFIK UND TÖNUNG  
ИЗДЕЛИЯ РАЗЛИЧНОЙ ТЕКСТУРЫ И ОТТЕНКОВ  
PRODOTTO CON GRAFICA E TONALITÀ DIVERSA



RANDOM ART

REVESTIMENTO COM ACABAMENTO MATE  
MATT WALL TILES  
FAIÂNCES EN FINITION MAT  
WANDFLIESEN - MATT OBERFLÄCHE  
НАСТЕННАЯ КЕРАМИЧЕСКАЯ ПЛИТКА С МАТОВЫМ ПОКРЫТИЕМ  
RIVESTIMENTO CON FINITURA OPACA



REVESTIMENTO ESTRUTURADO COM ACABAMENTO MATE  
MATT STRUCTURED WALL TILES  
FAIÂNCES STRUCTURE EN FINITION MAT  
STRUKTURIERTE WANDFLIESEN - MATT OBERFLÄCHE  
НАСТЕННАЯ СТРУКТУРИРОВАННАЯ ПЛИТКА С МАТОВЫМ ПОКРЫТИЕМ  
RIVESTIMENTO STRUTTURATO CON FINITURA OPACA



35 x 100



20 x 60



PAVIMENTO COM ACABAMENTO MATE  
MATT FLOOR TILES  
CARREAUX SOL EN FINITION MAT  
BODENFLIESEN - MATT OBERFLÄCHE  
НАПОЛЬНАЯ ПЛИТКА С МАТОВЫМ ПОКРЫТИЕМ  
PAVIMENTO CON FINITURA OPACA



60 x 60



**SPLASH GREY** 20 x 60    **MOSAIC RESPONSIVE GREEN** 20 x 20    **SPLASH GREEN** 20 x 60    **TREE TORTORA** 15 x 75    **TREE TORTORA AS** 15 x 75    **SPLASH CREAM** 60 x 60



44.



45.



**SPLASH GREEN**  
35 x 100 RET.

**OVERLAY GREEN**  
35 x 100 RET.

**SPLASH CREAM**  
35 x 100 RET.

**SPLASH TORTORA**  
59,2 x 59,2 RET.

46.



47.



SPLASH GREY  
35 x 100 RET.

MOSAIC SPLASH TORTORA  
20 x 20

SPLASH TORTORA  
59,2 x 59,2 RET.

SPLASH GREY  
59,2 x 59,2 RET.

48.



49.



SPLASH ANTHRACITE  
35 x 100 RET.

MOSAIC REACTIVE RED  
20 x 20

SPLASH RED  
35 x 100 RET.

WILDWOOD BEIGE  
15 x 75

WILDWOOD GLADE BEIGE  
15 x 75

50.



51.



<b>SPLASH GREY</b> 35 x 100 RET.	<b>WATERFALL RED</b> 35 x 100 RET.	<b>SPLASH RED</b> 35 x 100 RET.	<b>SPLASH GREY</b> 59,2 x 59,2 RET.
-------------------------------------	---------------------------------------	------------------------------------	--

52.



53.



SPLASH ORANGE  
35 x 100 RET.

MOSAIC SPLASH ORANGE  
20 x 20

SPLASH ANTHRACITE  
35 x 100 RET.

SPLASH CREAM  
59,2 x 59,2 RET.

54.



55.

LOOP BLUE  
35 x 100 RET.

SPLASH WHITE  
35 x 100 RET.

SPLASH GREY  
59,2 x 59,2 RET.

56.



57.



58.




59.







60.




SPLASH WHITE  
35X100 RET. LM-3605



SPLASH WHITE  
20X60 LM-3125



SPLASH CREAM  
35X100 RET. LM-3605




SPLASH CREAM  
20X60 LM-3125




SPLASH GREEN  
35X100 RET. LM-3705



SPLASH GREEN  
20X60 LM-3165



SPLASH BLUE  
35X100 RET. LM-3705



SPLASH BLUE  
20X60 LM-3165


61.




SPLASH GREY  
35X100 RET. LM-3605




SPLASH GREY  
20X60 LM-3125




SPLASH TORTORA  
35X100 RET. LM-3605



SPLASH TORTORA  
20X60 LM-3125



SPLASH ANTHRACITE  
35X100 RET. LM-3605



SPLASH ANTHRACITE  
20X60 LM-3125



SPLASH ORANGE  
35X100 RET. LM-3720



SPLASH ORANGE  
20X60 LM-3335



SPLASH RED  
35X100 RET. LM-3720




SPLASH RED  
20X60 LM-3335



CANTO SPLASH  
1,5X35 P-6270  
2X100 P-6410


62.



m<sup>2</sup>  
WATERFALL WHITE  
35X100 RET. LM-3720



m<sup>2</sup>  
WATERFALL GREEN  
35X100 RET. LM-3750



m<sup>2</sup>  
WATERFALL BLUE  
35X100 RET. LM-3750



m<sup>2</sup>  
WATERFALL ORANGE  
35X100 RET. LM-3780




m<sup>2</sup>  
WATERFALL RED  
35X100 RET. LM-3780

63.




m<sup>2</sup>  
OVERLAY GREEN  
35X100 RET. P-6510




m<sup>2</sup>  
OVERLAY RED  
35X100 RET. P-6510



m<sup>2</sup>  
LOOP BLUE  
35X100 RET. LM-3720



m<sup>2</sup>  
LOOP ORANGE  
35X100 RET. LM-3720



m<sup>2</sup>  
BEATS CREAM  
35X100 RET. LM-3720




m<sup>2</sup>  
BEATS GREY  
35X100 RET. LM-3720




m<sup>2</sup>  
BEATS TORTORA  
35X100 RET. LM-3720

64.


m<sup>2</sup>FREEFALL WHITE  
20X60 LM-3410m<sup>2</sup>FREEFALL GREEN  
20X60 LM-3490m<sup>2</sup>FREEFALL BLUE  
20X60 LM-3490m<sup>2</sup>FREEFALL RED  
20X60 LM-3510m<sup>2</sup>FREEFALL ORANGE  
20X60 LM-3510m<sup>2</sup>SLIDE WHITE  
20X60 LM-3410m<sup>2</sup>SLIDE ORANGE  
20X60 LM-3510m<sup>2</sup>SLIDE ANTHRACITE  
20X60 LM-3410

65.


m<sup>2</sup>PATCHWORK BLUE  
20X60 LM-3410m<sup>2</sup>PATCHWORK ANTHRACITE  
20X60 LM-3410m<sup>2</sup>PATCHWORK MIX  
20X60 LM-3410COAT GREEN  
20X60 P-6300COAT RED  
20X60 P-6300m<sup>2</sup>LOOP MIX  
20X60 LM-3410




MOSAIC SPLASH  
WHITE  
20X20 P-6200




MOSAIC SPLASH  
CREAM  
20X20 P-6200




MOSAIC SPLASH  
GREY  
20X20 P-6200




MOSAIC SPLASH  
TORTORA  
20X20 P-6200




MOSAIC SPLASH  
ANTHRACITE  
20X20 P-6200




MOSAIC SPLASH  
GREEN  
20X20 P-6200



MOSAIC SPLASH  
BLUE  
20X20 P-6200



MOSAIC SPLASH  
ORANGE  
20X20 P-6200



MOSAIC SPLASH  
RED  
20X20 P-6200




MOSAIC REACTIVE  
GREEN  
20X20 P-6260




MOSAIC REACTIVE  
BLUE  
20X20 P-6260



MOSAIC REACTIVE  
RED  
20X20 P-6260




MOSAIC EVEN  
WHITE  
20X20 P-6190




MOSAIC EVEN  
CREAM  
20X20 P-6190




MOSAIC EVEN  
GREY  
20X20 P-6190




MOSAIC EVEN  
TORTORA  
20X20 P-6190




MOSAIC EVEN  
ANTHRACITE  
20X20 P-6190




MOSAIC EVEN  
GREEN  
20X20 P-6190



MOSAIC EVEN  
BLUE  
20X20 P-6190



MOSAIC EVEN  
ORANGE  
20X20 P-6190



MOSAIC EVEN  
RED  
20X20 P-6190



MOSAIC RESPONSIVE  
GREEN  
20X20 P-6250




MOSAIC RESPONSIVE  
BLUE  
20X20 P-6250



MOSAIC RESPONSIVE  
RED  
20X20 P-6250



BRICKS SPLASH WHITE  
10X35 P-6140



BRICKS SPLASH CREAM  
10X35 P-6140



BRICKS SPLASH GREY  
10X35 P-6140




BRICKS SPLASH TORTORA  
10X35 P-6140

68.



**SPLASH CREAM**  
60X60  
59,2X59,2 RET.

LM-3350  
LM-3440



**SPLASH GREY**  
60X60  
59,2X59,2 RET.

LM-3350  
LM-3440




**SPLASH TORTORA**  
60X60  
59,2X59,2 RET.

LM-3350  
LM-3440




**RODAPÉ SPLASH**  
8X60  
8X59,2 RET.


P-6090  
P-6090



**MOSAIC EARTH CREAM**  
20X20 P-6220



**MOSAIC EARTH GREY**  
20X20 P-6220



**MOSAIC EARTH TORTORA**  
20X20 P-6220

69.



**SPLASH GREEN**  
35x100 RET.

**SPLASH TORTORA**  
59,2x59,2 RET.

70.



PRODUTO COM GRÁFICA E TONALIDADE DIFERENTE  
PRODUCT WITH DIFFERENT GRAPHICS AND SHADES  
PRODUIT AYANT UNE SÉRIGRAPHIE ET UNE TONALITÉ DIFFÉRENTE  
PRODUKT MIT VERSCHIEDENER GRAFIK UND TÖNUNG  
ИЗДЕЛИЯ РАЗЛИЧНОЙ ТЕКСТУРЫ И ОТТЕНКОВ  
PRODOTTO CON GRAFICA E TONALITÀ DIVERSA



RANDOM ART

ANTIDERRAPANTE (DIN 51130)  
ANTI-SLIP (DIN 51130)  
ANTIDÉRAPANT (DIN 51130)  
RUTSCHSICHER (DIN 51130)  
ПРОТИВОСКОЛЬЗЯЩИЙ (DIN 51130)  
ANTISCIVOLO (DIN 51130)




ANTIDERRAPANTE (DIN 51097)  
ANTI-SLIP (DIN 51097)  
ANTIDÉRAPANT (DIN 51097)  
RUTSCHFEST (DIN 51097)  
ПРОТИВОСКОЛЬЗЯЩИЙ (DIN 51097)  
ANTISCIVOLO (DIN 51097)




ANTIDERRAPANTE (BS 7976)  
ANTI-SLIP (BS 7976)  
ANTIDÉRAPANT (BS 7976)  
RUTSCHFEST (BS 7976)  
ПРОТИВОСКОЛЬЗЯЩИЙ (BS 7976)  
ANTISCIVOLO (BS 7976)




60 x 60



LIGHT GREY



TORTORA



BLACK

72.



73.

DAWN 20MM BLACK AS  
60x60

DAWN 20MM LIGHT GREY AS  
60x60



ANTI-SLIP



ANTI-SLIP



ANTI-SLIP




**DAWN 20MM LIGHT GREY AS**  
60X60  
59,5X59,5 RET.

LM-3635  
LM-3695



**DAWN 20MM TORTORA AS**  
60X60  
59,5X59,5 RET.

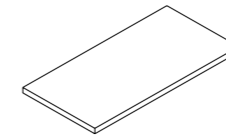
LM-3635  
LM-3695



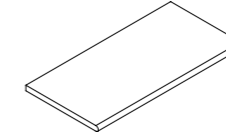
**DAWN 20MM BLACK AS**  
60X60  
59,5X59,5 RET.

LM-3635  
LM-3695

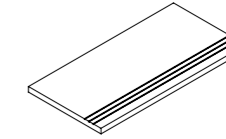
**PEÇAS ESPECIAIS 20MM - SPECIAL PIECES 20MM - PIÈCES SPÉCIALES 20MM - SPEZIALTEILE 20MM  
СПЕЦИАЛЬНЫЕ ДЕКОРАТИВНЫЕ ЭЛЕМЕНТЫ 20MM - PEZZI SPECIALI 20MM**



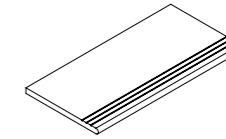
Base  
Straight edge  
Margelle  
Stufenplatte  
Ступень базовая  
Gradino costa retta  
30x60 20MM AS P-6340  
29,65x59,5 RET. 20MM AS P-6340



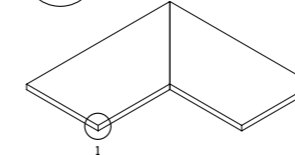
Base boleada  
Bullnose  
Margelle arrondie  
Stufenplatte abgerundet  
Ступень с закругленной фаской  
Gradino costa toro  
30x60 20MM AS P-6520  
29,65x59,5 RET. 20MM AS P-6520



Base sulcada  
Straight edge Grooved  
Margelle sillonnée  
Rillenstufe  
Ступень с насечками  
Gradino costa retta scanalato  
30x60 20MM AS P-6350  
29,65x59,5 RET. 20MM AS P-6350

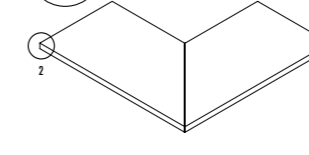


Base sulcada boleada  
Bullnose Grooved  
Margelle sillonnée arrondie  
Rillenstufe gerundet  
Ступень с насечками и с закругленной фаской  
Gradino costa toro scanalato  
30x60 20MM AS P-6530  
29,65x59,5 RET. 20MM AS P-6530



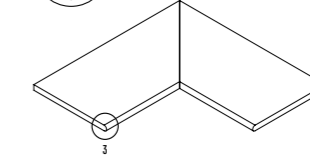
Cantos interiores  
Straight edge corners  
Margelles angle droit  
Eckstufe  
Внутренний угол  
Angolo interno  
30x60 20MM AS P-6470  
29,65x59,5 RET. 20MM AS P-6470

(vendida ao par | sold per two pieces set | vendu à la paire | paarweise verkauft | Продается в комплекте состоящим из двух штук | venduta a coppie)



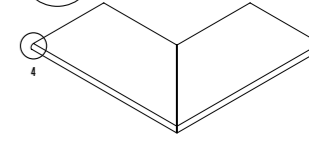
Cantos exteriores  
Straight edge outer  
Angle extérieur  
Eckstufe Außenseite  
Внешний угол  
Angolo esterno  
30x60 20MM AS P-6470  
29,65x59,5 RET. 20MM AS P-6470

(vendida ao par | sold per two pieces set | vendu à la paire | paarweise verkauft | Продается в комплекте состоящим из двух штук | venduta a coppie)



Cantos interiores boleados  
Bullnose inner corners  
Margelles bord intérieur arrondi  
Abgerundete Innenecke (Gärung)  
Внутренний угол с фаской  
Gradini con bordo interno a toro  
30x60 20MM AS P-6660  
29,65x59,5 RET. 20MM AS P-6660

(vendida ao par | sold per two pieces set | vendu à la paire | paarweise verkauft | Продается в комплекте состоящим из двух штук | venduta a coppie)



Cantos exteriores boleados  
Bullnose outer corners  
Margelles bord extérieur arrondi  
Abgerundete Aussenecke (Gärung)  
Внешний угол с фаской  
Gradini con bordo esterno a toro  
30x60 20MM AS P-6660  
29,65x59,5 RET. 20MM AS P-6660

(vendida ao par | sold per two pieces set | vendu à la paire | paarweise verkauft | Продается в комплекте состоящим из двух штук | venduta a coppie)



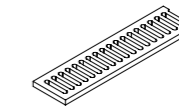
Canto interior redondo boleado  
Internal corner bullnose  
Margelle angle rentrant arrondi  
Abgerundete Innenecke  
Угол внутренний округлый с фаской  
Gradino ad angolo rientrante con toro  
60x60 20MM AS P-6690  
59,5x59,5 RET. 20MM AS P-6690

(vendida ao par | sold per two pieces set | vendu à la paire | paarweise verkauft | Продается в комплекте состоящим из двух штук | venduta a coppie)

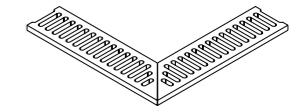


Canto exterior redondo boleado  
External corner bullnose  
Margelle angle sortant arrondi  
Abgerundete Aussenecke  
Угол внешний округлый с фаской  
Gradino ad angolo sporgente con toro  
30x30 20MM AS P-6590  
29,65x29,65 RET. 20MM AS P-6590

(vendida ao par | sold per two pieces set | vendu à la paire | paarweise verkauft | Продается в комплекте состоящим из двух штук | venduta a coppie)



Gretha  
Overflow grille  
Grille  
Überlauf  
Решетка  
Griglia  
15x60 20MM AS P-6630  
15x59,5 RET. 20MM AS P-6630



Cantos gretha  
Overflow corners grille  
Angles grille  
Überlauf Ecke  
Углы решетки  
Griglie ad angolo  
15x60 20MM AS P-6740  
15x59,5 RET. 20MM AS P-6740

(vendida ao par | sold per two pieces set | vendu à la paire | paarweise verkauft | Продается в комплекте состоящим из двух штук | venduta a coppie)





PRODUTO COM GRÁFICA E TONALIDADE DIFERENTE  
PRODUCT WITH DIFFERENT GRAPHICS AND SHADES  
PRODUIT AYANT UNE SÉRIGRAPHIE ET UNE TONALITÉ DIFFÉRENTE  
PRODUKT MIT VERSCHIEDENER GRAFIK UND TÖNUNG  
ИЗДЕЛИЯ РАЗЛИЧНОЙ ТЕКСТУРЫ И ОТТЕНКОВ  
PRODOTTO CON GRAFICA E TONALITÀ DIVERSA



RANDOM ART

REVESTIMENTO COM ACABAMENTO MATE  
MATT WALL TILES  
FAIÂNCES EN FINITION MAT  
WANDFLIESEN - MATT OBERFLÄCHE  
НАСТЕННАЯ КЕРАМИЧЕСКАЯ ПЛИТКА С МАТОВЫМ ПОКРЫТИЕМ  
RIVESTIMENTO CON FINITURA OPACA



REVESTIMENTO ESTRUTURADO COM ACABAMENTO MATE  
MATT STRUCTURED WALL TILES  
FAIÂNCES STRUCTURÉ EN FINITION MAT  
STRUKTURIERTE WANDFLIESEN - MATT OBERFLÄCHE  
НАСТЕННАЯ СТРУКТУРИРОВАННАЯ ПЛИТКА С МАТОВЫМ ПОКРЫТИЕМ  
RIVESTIMENTO STRUTTURATO CON FINITURA OPACA



REVESTIMENTO COM ACABAMENTO BRILHO  
GLOSSY WALL TILES  
FAIÂNCES AVEC FINITION BRILLANT  
WANDFLIESEN - GLÄNZEND OBERFLÄCHE  
НАСТЕННАЯ КЕРАМИЧЕСКАЯ ПЛИТКА С ГЛЯНЦЕВЫМ ПОКРЫТИЕМ  
RIVESTIMENTO CON FINITURA LUCIDA



REVESTIMENTO ESTRUTURADO COM ACABAMENTO BRILHO  
GLOSSY STRUCTURED WALL TILES  
FAIÂNCES STRUCTURÉ EN FINITION BRILLANT  
STRUKTURIERTE WANDFLIESEN - GLÄNZEND OBERFLÄCHE  
НАСТЕННАЯ СТРУКТУРИРОВАННАЯ ПЛИТКА С ГЛЯНЦЕВЫМ ПОКРЫТИЕМ  
RIVESTIMENTO STRUTTURATO CON FINITURA LUCIDA



45 x 120



11,5 MM

35 x 100




10,5 MM

35 x 70



9,5 MM



CALACATTA

PAVIMENTO COM ACABAMENTO MATE  
MATT FLOOR TILES  
CARREAUX SOL EN FINITION MAT  
BODENFLIESEN - MATT OBERFLÄCHE  
НАПОЛЬНАЯ ПЛИТКА С МАТОВЫМ ПОКРЫТИЕМ  
PAVIMENTO CON FINITURA OPACA




PAVIMENTO COM ACABAMENTO POLIDO  
FLOOR TILES WITH POLISHED FINISH  
REVÊTEMENT DE SOL AVEC FINITION POLIE  
BODENBELAG MIT POLIERTER OBERFLÄCHE  
ПОЛИРОВАННАЯ ПОВЕРХНОСТЬ  
PAVIMENTO CON FINITURA LEVIGATA



60 x 60



10 MM



CALACATTA

PRECIOUS CALACATTA MATT  
35 x 70 RET.

BOXY CALACATTA  
35 x 70 RET.

PRECIOUS CALACATTA AMA.  
59,2 x 59,2 RET.

78.



79.



FLUX CALACATTA  
45 x 120 RET.

PRECIOUS CALACATTA  
45 x 120 RET.

PRECIOUS CALACATTA POL.  
59,2 x 59,2 RET.

80.



81.




PRECIOUS CALACATTA  
35 x 100 RET.

BELOVED CALACATTA  
35 x 100 RET.

PRECIOUS CALACATTA POL.  
59,2 x 59,2 RET.

82.



83.

PRECIOUS CALACATTA MATT  
35 x 70 RET.

CURL CALACATTA MATT  
35 x 70 RET.

PRECIOUS CALACATTA AMA.  
59,2 x 59,2 RET.

84.




85.




PRECIOUS CALACATTA  
35 x 100 RET.


PRECIOUS CALACATTA AMA.  
59,2 x 59,2 RET.




✕ CALACATTA 45X120 RET. LM-3730



✕ FLUX CALACATTA 45X120 RET. LM-3770



✕ CALACATTA 35X100 RET. LM-3660



CALACATTA MATT 35X100 RET. LM-3660



CALACATTA MATT 35X70 RET. LM-3505



✕ SHAPE CALACATTA 35X100 RET. LM-3705




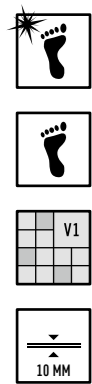
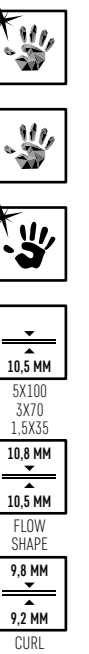
SHAPE CALACATTA MATT 35X100 RET. LM-3705




✕ FLOW CALACATTA 35X100 RET. LM-3705



FLOW CALACATTA MATT 35X100 RET. LM-3705




✕ CALACATTA POL. 59,2X59,2 RET. LM-3545



CALACATTA AMA. 59,2X59,2 RET. LM-3545




✕ PERFIL PRECIOUS CALACATTA 1,7X50 STOCK OFF P-6280



✕ PERFIL PRECIOUS CALACATTA 1,7X35 STOCK OFF P-6220



PERFIL PRECIOUS CALACATTA MATT 1,7X50 STOCK OFF P-6280



PERFIL PRECIOUS CALACATTA MATT 1,7X35 STOCK OFF P-6220



✕ CURL CALACATTA 35X70 RET. LM-3545



CURL CALACATTA MATT 35X70 RET. LM-3545



✕ LISTELO PRECIOUS 5X100 P-6310


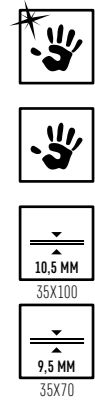


✕ LISTELO PRECIOUS 3X70 P-6200




✕ LISTELO GOLD 1,5X35 P-6240

88.




✕ **SUPERB CALACATTA** 35X100 RET. P-6480  
 ✕ **SUPERB CALACATTA MATT** 35X100 RET. P-6480  
 ✕ **GORGEOUS CALACATTA** 35X100 RET. P-6460  
 ✕ **BELOVED CALACATTA** 35X100 RET. LM-3705



✕ **SUPERB CALACATTA** 35X70 RET. P-6450  
 ✕ **SUPERB CALACATTA MATT** 35X70 RET. P-6450  
 ✕ **BOXY CALACATTA** 35X70 RET. LM-3545  
 ✕ **TENDER CALACATTA** 35X70 RET. P-6450  
 ✕ **TENDER CALACATTA MATT** 35X70 RET. P-6450


89.



✕ **MOSAIC PRECIOUS TIE CALACATTA** 35X35 P-6370



**MOSAIC HEXAGON MIX CALACATTA \*** 30,5X31 P-6370



✕ **MOSAIC PRECIOUS MIX CALACATTA \*** 35X35 P-6350

\*  
 MOSAICO COM MISTURA DE PEÇAS BRILHO E MATE  
 MOSAIC MIXING GLOSSY AND MATT PIECES  
 MOSAÏQUE AVEC MÉLANGE DE PIÈCES FINITIONS BRILLANT ET MAT  
 MOSAIK MIT EINER MISCHUNG VON GLÄNZENDE UND MATT ELEMENTE  
 МОЗАИКА С МИКСОМ ГЛЯНЦЕВЫХ И МАТОВЫХ ЧИПСОВ  
 MOSAICO CON PEZZI MISTI LUCIDI E OPACHI

**LISTELO BRUSHED GOLD**  
 0,5X1,3X100 P-6420  
 0,5X1X70 P-6370

**LISTELO BRUSHED SILVER**  
 0,5X1,3X100 P-6350  
 0,5X1X70 P-6310

✕ **LISTELO SHINE SILVER**  
 0,5X1,3X100 P-6350  
 0,5X1X70 P-6310

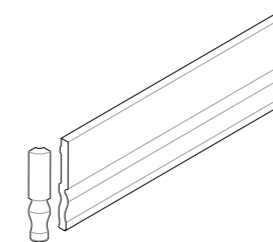
✕ **LISTELO BLINK GOLD** 0,5X1,2X120 P-6510

**LISTELO BLINK SILVER MATT**  
 0,5X1,2X120 P-6510

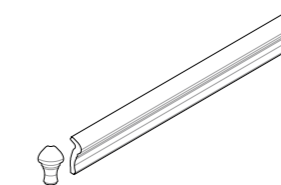
✕ **LISTELO BLINK SILVER** 0,5X1,2X120 P-6510

✕ **LISTELO BLINK BRONZE** 0,5X1,2X120 P-6510

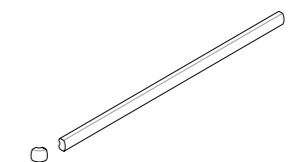
PEÇAS ESPECIAIS - SPECIAL PIECES - PIÈCES SPÉCIALES - SPEZIALTEILE  
СПЕЦИАЛЬНЫЕ ДЕКОРАТИВНЫЕ ЭЛЕМЕНТЫ - PEZZI SPECIALI



✕ **ALZATA PRECIOUS CALACATTA** 12,5X35 P-6340  
 ✕ **ANGOLO ALZATA PRECIOUS CALACATTA** 12,5X2 P-6330



✕ **TORELLO PRECIOUS CALACATTA** 5X35 P-6270  
 ✕ **ANGOLO TORELLO PRECIOUS CALACATTA** 5X2 P-6260



✕ **MATITA PRECIOUS CALACATTA** 1,5X35 P-6220  
 ✕ **ANGOLO MATITA PRECIOUS CALACATTA** 1,5X1,5 P-6260



PRODUTO COM GRÁFICA E TONALIDADE DIFERENTE  
PRODUCT WITH DIFFERENT GRAPHICS AND SHADES  
PRODUIT AYANT UNE SÉRIGRAPHIE ET UNE TONALITÉ DIFFÉRENTE  
PRODUKT MIT VERSCHIEDENER GRAFIK UND TÖNUNG  
ИЗДЕЛИЯ РАЗЛИЧНОЙ ТЕКСТУРЫ И ОТТЕНКОВ  
PRODOTTO CON GRAFICA E TONALITÀ DIVERSA



RANDOM ART


REVESTIMENTO COM ACABAMENTO BRILHO  
GLOSSY WALL TILES  
FAÏANCES AVEC FINITION BRILLANT  
WANDFLIESEN - GLÄNZEND OBERFLÄCHE  
НАСТЕННАЯ КЕРАМИЧЕСКАЯ ПЛИТКА С ГЛЯНЦЕВЫМ ПОКРЫТИЕМ  
RIVESTIMENTO CON FINITURA LUCIDA




35 x 100




12 MM




WHITE



BEIGE



GREY



BROWN

PAVIMENTO COM ACABAMENTO MATE  
MATT FLOOR TILES  
CARREAUX SOL EN FINITION MAT  
BODENFLIESEN - MATT OBERFLÄCHE  
НАПОЛЬНАЯ ПЛИТКА С МАТОВЫМ ПОКРЫТИЕМ  
PAVIMENTO CON FINITURA OPACA



35 x 35



9 MM




WHITE



BEIGE



GREY



BROWN

**CHARM WHITE**  
35 x 100 RET.

**CHARM GREY**  
35 x 100 RET.

**MOSAIC CHARM GREY**  
35 x 35

**CHARM FLOW WHITE**  
35 x 100 RET.

**CHARM WHITE**  
35 x 35 RET.



92.



**CHARM BEIGE** 35 x 100 RET.    **CHARM BROWN** 35 x 100 RET.    **CHARM FLOW BROWN** 35 x 100 RET.    **MOSAIC ROMANTIC BEIGE/BROWN** 35 x 35    **CHARM BROWN** 35 x 35 RET.

93.



**CHARM WHITE**  
35X100 RET.    LM-3640



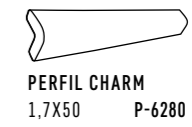
**CHARM BEIGE**  
35X100 RET.    LM-3640



**CHARM GREY**  
35X100 RET.    LM-3640




**CHARM BROWN**  
35X100 RET.    LM-3640



**PERFIL CHARM**  
1,7X50    P-6280




**CHARM WHITE**  
35X35 RET.    LM-3580



**CHARM BEIGE**  
35X35 RET.    LM-3580



**CHARM GREY**  
35X35 RET.    LM-3580



**CHARM BROWN**  
35X35 RET.    LM-3580



**TACO CHARM WHITE**  
7X7    P-6010



**TACO CHARM BEIGE**  
7X7    P-6010



**TIRA CHARM GREY**  
7X35    P-6060



**TIRA CHARM BROWN**  
7X35    P-6060





× CHARM FLOW WHITE  
35X100 RET. LM-3640

× CHARM FLOW BEIGE  
35X100 RET. LM-3640


× CHARM FLOW GREY  
35X100 RET. LM-3640

× CHARM FLOW BROWN  
35X100 RET. LM-3640

× LISTELO ORO  
1,5X35 P-6290

× LISTELO ORO  
1X100 P-6420

CALHA AÇO INOX ESMERILADA  
1X250 (1X1,3X250) STOCK OFF P-6530



MOSAICO CHARM WHITE  
35X35 (1,9X1,9) P-6380

MOSAICO CHARM BEIGE  
35X35 (1,9X1,9) P-6380

MOSAICO CHARM GREY  
35X35 (1,9X1,9) P-6380

MOSAICO CHARM BROWN  
35X35 (1,9X1,9) P-6380

MOSAICO DELIGHT WHITE  
35X35 (1,9X1,9) P-6410

MOSAICO DELIGHT BEIGE  
35X35 (1,9X1,9) P-6410

MOSAICO DELIGHT GREY  
35X35 (1,9X1,9) P-6410

MOSAICO DELIGHT BROWN  
35X35 (1,9X1,9) P-6410

MOSAICO ROMANTIC  
WHITE/GREY  
35X35 (1,9X1,9) P-6410


MOSAICO ROMANTIC  
BEIGE/BROWN  
35X35 (1,9X1,9) P-6410

MOSAICO INTENSE  
WHITE/GREY  
35X35 (1,9X1,9) P-6390

MOSAICO INTENSE  
BEIGE/BROWN  
35X35 (1,9X1,9) P-6390

BARRA MAGIC  
WHITE/GREY  
6,3X35 P-6140

BARRA MAGIC  
BEIGE/BROWN  
6,3X35 P-6140



MOSAICO INTENSE  
SUGESTÕES DE APLICAÇÃO · LAYING SUGGESTIONS  
SUGGESTIONS DE POSE · VERLEGEBEISPIELE  
ТЕХНОЛОГИЯ И СПОСОБЫ УКЛАДКИ · SUGGERIMENTI DI POSA



**ROYALE TRAVERTINO BIANCO**  
35 x 100 RET.

**MOSAICO ROYALE DECOR B**  
17,4 x 17,4

**ROYALE TRAVERTINO BIANCO**  
35 x 35 AMA. RET.

PRODUTO COM GRÁFICA E TONALIDADE DIFERENTE  
PRODUCT WITH DIFFERENT GRAPHICS AND SHADES  
PRODUIT AYANT UNE SÉRIGRAPHIE ET UNE TONALITÉ DIFFÉRENTE  
PRODUKT MIT VERSCHIEDENER GRAFIK UND TÖNUNG  
ИЗДЕЛИЯ РАЗЛИЧНОЙ ТЕКСТУРЫ И ОТТЕНКОВ  
PRODOTTO CON GRAFICA E TONALITÀ DIVERSA



REVESTIMENTO COM ACABAMENTO BRILHO  
GLOSSY WALL TILES  
FAÏANCES AVEC FINITION BRILLANT  
WANDFLIESEN - GLÄNZEND OBERFLÄCHE  
НАСТЕННАЯ КЕРАМИЧЕСКАЯ ПЛИТКА С ГЛЯНЦЕВЫМ ПОКРЫТИЕМ  
RIVESTIMENTO CON FINITURA LUCIDA




35 x 100



35 x 70



22 x 45



TRAVERTINO  
BIANCO



TRAVERTINO  
NOCE

PAVIMENTO COM ACABAMENTO MATE  
MATT FLOOR TILES  
CARREAUX SOL EN FINITION MAT  
BODENFLIESEN - MATT OBERFLÄCHE  
НАПОЛЬНАЯ ПЛИТКА С МАТОВЫМ ИЛИ ПОКРЫТИЕМ  
PAVIMENTO CON FINITURA OPACA




PAVIMENTO COM ACABAMENTO BRILHO  
FLOOR TILES WITH BRIGHT FINISH  
REVÊTEMENT DE SOL AVEC FINITION BRILLANTE  
BODENBELAG MIT GLÄNZENDER OBERFLÄCHE  
ПОВЕРХНОСТЬ С ГЛЯНЦЕВЫМ ПОКРЫТИЕМ  
PAVIMENTO CON FINITURA LUCIDA



45 x 45



35 x 35



TRAVERTINO  
BIANCO



TRAVERTINO  
NOCE

98.



ROYALE TRAVERTINO BIANCO  
35 x 100 RET.

ROYALE FLOW TRAVERTINO BIANCO  
35 x 100 RET.

ROYALE TRAVERTINO BIANCO  
35 x 35 AMA. RET.

99.



QUANTUM NOCE  
35 x 100 RET.

ROYALE TRAVERTINO NOCE  
35 x 100 RET.

ROYALE TRAVERTINO NOCE  
35 x 35 AMA. RET.

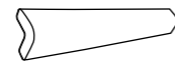
100.



**ROYALE TRAVERTINO BIANCO**  
35X100 RET. LM-3710  
35X70 RET. LM-3580  
22,5X45 LM-3114




**ROYALE TRAVERTINO NOCE**  
35X100 RET. LM-3710  
35X70 RET. LM-3580  
22,5X45 LM-3114



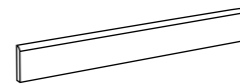
**PERFIL ROYALE**  
1,7X50 P-6280  
1,7X35 P-6220



**ROYALE TRAVERTINO BIANCO**  
45X45 NAT. LM-3380  
× 35X35 AMA. RET. LM-3620



**ROYALE TRAVERTINO NOCE**  
45X45 NAT. LM-3380  
× 35X35 AMA. RET. LM-3620



**RODAPÉ ROYALE**  
8X45 P-6050



**TACO SILVER**  
7,5X7,5 P-6140



**TACO SILVER RELIEF**  
7,5X7,5 P-6140



**TACO GOLD**  
7,5X7,5 P-6140



**TACO GOLD RELIEF**  
7,5X7,5 P-6140

101.



**TRAVERTINO SHAPE BIANCO**  
35X100 RET. LM-3750



**TRAVERTINO SHAPE NOCE**  
35X100 RET. LM-3750



**TRAVERTINO QUANTUM BIANCO**  
35X100 RET. P-6530



**TRAVERTINO QUANTUM NOCE**  
35X100 RET. P-6530



**ROYALE FLOW TRAVERTINO BIANCO**  
35X100 RET. LM-3710



**ROYALE FLOW TRAVERTINO NOCE**  
35X100 RET. LM-3710



**TRAVERTINO QUANTUM BIANCO**  
35X70 RET. P-6510


















**TRAVERTINO QUANTUM NOCE**  
35X70 RET. P-6510

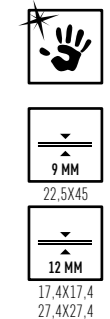
102.











MOSAICO ROYALE DECOR B  
17,4 x 17,4

103.

					
TRAVERTINO ROMBI BIANCO 22,5X45 P-6330	TRAVERTINO ROMBI NOCE 22,5X45 P-6330	ROYALE PRÉ-CORTE MOSAICO DECOR E 22,5X45 LM-3460	ROYALE PRÉ-CORTE MOSAICO DECOR F 22,5X45 LM-3460	MOSAICO GOLD MIX 27,4X27,4 (3,3X3,3) P-6470	MOSAICO SILVER MIX 27,4X27,4 (3,3X3,3) P-6470
					
MOSAICO ROYALE TRAVERTINO BIANCO 17,4X17,4 (1,9X1,9) P-6170	MOSAICO ROYALE TRAVERTINO NOCE 17,4X17,4 (1,9X1,9) P-6170	MOSAICO ROYALE DECOR A 17,4X17,4 (1,9X1,9) STOCK OFF P-6290	MOSAICO ROYALE DECOR B 17,4X17,4 (1,9X1,9) P-6330	MOSAICO ROYALE DECOR C 17,4X17,4 (1,9X1,9) P-6220	
					
LISTELO ORO 1X100 P-6420	LISTELO STRUCTURE 3X45 STOCK OFF P-6250	LISTELO ORO 1,5X35 P-6290	LISTELO ARGENTO 4X35 STOCK OFF P-6280		



PEÇAS ESPECIAIS - SPECIAL PIECES - PIÈCES SPÉCIALES - SPEZIALTEILE - СПЕЦИАЛЬНЫЕ ДЕКОРАТИВНЫЕ ЭЛЕМЕНТЫ - PEZZI SPECIALI

							
CAPITELLO 10X35	ANGOLO CAPITELLO 10X5	MATITA 2X35	ANGOLO MATITA 2X2	TORELLO 4X35	ANGOLO TORELLO 4X2	ALZATA 15X35	ANGOLO ALZATA 5X15
ROYALE PEROLA MATE P-6330	P-6330 STOCK OFF	P-6180	P-6260 STOCK OFF	P-6270	P-6260 STOCK OFF	P-6340	P-6330 STOCK OFF
ROYALE CINZA MATE P-6330	P-6330 STOCK OFF	P-6180	P-6260 STOCK OFF	P-6270	P-6260 STOCK OFF	P-6340	P-6330 STOCK OFF
ROYALE CHOCOLATE MATE P-6330 STOCK OFF	P-6330 STOCK OFF	P-6180	P-6260 STOCK OFF	P-6270	P-6260 STOCK OFF	P-6340	P-6330 STOCK OFF
ROYALE ANTRACITE MATE P-6330 STOCK OFF	P-6330 STOCK OFF	P-6180	P-6260 STOCK OFF	P-6270	P-6260 STOCK OFF	P-6340	P-6330 STOCK OFF



104.



PRODUTO COM GRÁFICA E TONALIDADE DIFERENTE  
PRODUCT WITH DIFFERENT GRAPHICS AND SHADES  
PRODUIT AYANT UNE SÉRIGRAPHIE ET UNE TONALITÉ DIFFÉRENTE  
PRODUKT MIT VERSCHIEDENER GRAFIK UND TÖNUNG  
ИЗДЕЛИЯ РАЗЛИЧНОЙ ТЕКСТУРЫ И ОТТЕНКОВ  
PRODOTTO CON GRAFICA E TONALITÀ DIVERSA




REVESTIMENTO COM ACABAMENTO MATE  
MATT WALL TILES  
FAÏANCES EN FINITION MAT  
WANDFLIESEN - MATT OBERFLÄCHE  
НАСТЕННАЯ КЕРАМИЧЕСКАЯ ПЛИТКА С МАТОВЫМ ПОКРЫТИЕМ  
RIVESTIMENTO CON FINITURA OPACA



35 x 100



30 x 60



WHITE

BEIGE

GREY


PAVIMENTO COM ACABAMENTO MATE  
MATT FLOOR TILES  
CARREAUX SOL EN FINITION MAT  
BODENFLIESEN - MATT OBERFLÄCHE  
НАПОЛЬНАЯ ПЛИТКА С МАТОВЫМ ПОКРЫТИЕМ  
PAVIMENTO CON FINITURA OPACA



60 x 60



30 x 60



WHITE

BEIGE


GREY

NEST BEIGE  
35 x 100 RET.

RESTFUL NEST BEIGE  
35 x 100 RET.

NEST BEIGE  
59,2 x 59,2 RET.

106.



107.



108.



109.



NEST GREY  
35 x 100 RET.

COMFY NEST GREY  
35 x 100 RET.

NEST GREY  
59,2 x 59,2 RET.

110.

111.



NEST BEIGE  
31 x 62

NEST GREY  
31 x 62

NEST WHITE  
31 x 62

WILDWOOD TORTORA  
15 x 75

112.




113.

NEST WHITE  
31 x 62


NEST BEIGE  
31 x 62

NEST WHITE  
59,2 x 59,2 RET.


114.



**NEST WHITE**  
35X100 RET. LM-3660  
31X62 LM-3140  
30X60 RET. LM-3250




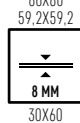
**NEST BEIGE**  
35X100 RET. LM-3660  
31X62 LM-3140  
30X60 RET. LM-3250




**NEST GREY**  
35X100 RET. LM-3660  
31X62 LM-3140  
30X60 RET. LM-3250



**PERFIL NEST**  
1.7X50 P-6280  
1.7X35 P-6220



**NEST WHITE**  
60X60 LM-3375  
59,2X59,2 RET. LM-3450  
30X60 LM-3095



**NEST BEIGE**  
60X60 LM-3375  
59,2X59,2 RET. LM-3450  
30X60 LM-3095



**NEST GREY**  
60X60 LM-3375  
59,2X59,2 RET. LM-3450  
30X60 LM-3095



**TACO METAL GREY**  
10X10 P-6140



**TACO METAL BEIGE**  
10X10 P-6140



**RODAPÉ NEST**  
8X60 P-6090  
8X59,2 RET. P-6090

115.




**COMFY NEST WHITE**  
35X100 RET. LM-3705  
31X62 LM-3240  
30X60 RET. LM-3385




**COMFY NEST BEIGE**  
35X100 RET. LM-3705  
31X62 LM-3240  
30X60 RET. LM-3385



**COMFY NEST GREY**  
35X100 RET. LM-3705  
31X62 LM-3240  
30X60 RET. LM-3385



**RESTFUL NEST WHITE**  
35X100 RET. LM-3705



**RESTFUL NEST BEIGE**  
35X100 RET. LM-3705




**RESTFUL NEST GREY**  
35X100 RET. LM-3705



m<sup>2</sup>

CARE WHITE  
35X100 RET. LM-3705




m<sup>2</sup>

CARE BEIGE  
35X100 RET. LM-3705




m<sup>2</sup>

CARE GREY  
35X100 RET. LM-3705



m<sup>2</sup>

COZY WHITE  
31X62  
30X60 RET. LM-3240  
LM-3385



m<sup>2</sup>

COZY BEIGE  
31X62  
30X60 RET. LM-3240  
LM-3385



m<sup>2</sup>

COZY GREY  
31X62  
30X60 RET. LM-3240  
LM-3385



LISTELO SNUG WHITE  
6,5X62 P-6270  
6,5X60 RET. P-6270



LISTELO SNUG BEIGE  
6,5X62 P-6270  
6,5X60 RET. P-6270



LISTELO SNUG GREY  
6,5X62 P-6270  
6,5X60 RET. P-6270



BARRA NEST BEIGE  
10X62 P-6320



BARRA NEST GREY  
10X62 P-6320



LISTELO  
BRUSHED GOLD  
0,5X1,3X100 P-6420  
0,5X1X60 P-6340



LISTELO  
BRUSHED SILVER  
0,5X1,3X100 P-6350  
0,5X1X60 P-6280



LISTELO  
SHINE SILVER  
0,5X1,3X100 P-6350  
0,5X1X60 P-6280



BARRA INOX BRILHO  
2X100 P-6350




BARRA INOX BRILHO  
1X100 P-6240

118.



**RESTFUL NEST BEIGE**  
35 x 100 RET.


119.




**MOSAIC SHELTER WHITE**  
35X35 (1,9X1,9) P-6410



**MOSAIC SHELTER BEIGE**  
35X35 (1,9X1,9) P-6410




**MOSAIC SHELTER GREY**  
35X35 (1,9X1,9) P-6410




**BRICK NEST WHITE**  
8,5X35

P-6200




**BRICK NEST BEIGE**  
8,5X35

P-6200



**BRICK NEST GREY**  
8,5X35

P-6200



**MOSAIC NEST WHITE**  
29,5X29,5 (3,1X3,1) P-6220



**MOSAIC NEST BEIGE**  
29,5X29,5 (3,1X3,1) P-6220



**MOSAIC NEST GREY**  
29,5X29,5 (3,1X3,1) P-6220



120.



PRODUTO COM GRÁFICA E TONALIDADE DIFERENTE  
PRODUCT WITH DIFFERENT GRAPHICS AND SHADES  
PRODUIT AYANT UNE SÉRIGRAPHIE ET UNE TONALITÉ DIFFÉRENTE  
PRODUKT MIT VERSCHIEDENER GRAFIK UND TÖNUNG  
ИЗДЕЛИЯ РАЗЛИЧНОЙ ТЕКСТУРЫ И ОТТЕНКОВ  
PRODOTTO CON GRAFICA E TONALITÀ DIVERSA



RANDOM ART

REVESTIMENTO COM ACABAMENTO MATE  
MATT WALL TILES  
FAÏANCES EN FINITION MAT  
WANDFLIESEN - MATT OBERFLÄCHE  
НАСТЕННАЯ КЕРАМИЧЕСКАЯ ПЛИТКА С МАТОВЫМ ПОКРЫТИЕМ  
RIVESTIMENTO CON FINITURA OPACA



REVESTIMENTO ESTRUTURADO COM ACABAMENTO MATE  
MATT STRUCTURED WALL TILES  
FAÏANCES STRUCTURÉ EN FINITION MAT  
STRUKTURIERTE WANDFLIESEN - MATT OBERFLÄCHE  
НАСТЕННАЯ СТРУКТУРИРОВАННАЯ ПЛИТКА С МАТОВЫМ ПОКРЫТИЕМ  
RIVESTIMENTO STRUTTURATO CON FINITURA OPACA



35 x 100




10,5 MM


30 x 60




8,5 MM




TORTORA




FORMWORK  
TORTORA




BEIGE




FORMWORK  
BEIGE



WHITE




FORMWORK  
WHITE



LIGHT GREY



FORMWORK  
LIGHT GREY



GREY



FORMWORK  
GREY

CORE BEIGE  
35 x 100 RET.

TREE BEIGE  
15 x 75

122.



123.

TRACE TORTORA  
35 x 100 RET.

CORE TORTORA  
35 x 100 RET.

TREE TORTORA  
15 x 75



124.



125.



FORMWORK GREY  
35 x 100 RET.

CORE GREY  
35 x 100 RET.

ARENA BEIGE  
59,2 x 59,2 RET.

126.



127.



CORE WHITE  
35 x 100 RET.

GROUND LIGHT GREY  
60 x 60

GROUND 20MM LIGHT GREY AS  
60 x 60

128.




129.




CORE LIGHT GREY  
30 x 60 RET.

ELUSIVE LIGHT GREY  
30 x 60 RET.

ARENA GREY  
60 x 60



CORE TORTORA  
35X100 RET. LM-3640



CORE BEIGE  
35X100 RET. LM-3640



CORE WHITE  
35X100 RET. LM-3640



CORE LIGHT GREY  
35X100 RET. LM-3640



CORE GREY  
35X100 RET. LM-3640



CORE TORTORA  
31X62 30X60 RET. LM-3215 LM-3322




CORE BEIGE  
31X62 30X60 RET. LM-3215 LM-3322



CORE WHITE  
31X62 30X60 RET. LM-3215 LM-3322




CORE LIGHT GREY  
31X62 30X60 RET. LM-3215 LM-3322




CORE GREY  
31X62 30X60 RET. LM-3215 LM-3322



PERFIL CORE  
2X100 P-6410  
1,5X35 P-6270



FORMWORK TORTORA  
35X100 RET. LM-3640



FORMWORK BEIGE  
35X100 RET. LM-3640



FORMWORK WHITE  
35X100 RET. LM-3640



FORMWORK LIGHT GREY  
35X100 RET. LM-3640



FORMWORK GREY  
35X100 RET. LM-3640



FORMWORK TORTORA  
31X62 30X60 RET. LM-3215 LM-3322



FORMWORK BEIGE  
31X62 30X60 RET. LM-3215 LM-3322



FORMWORK WHITE  
31X62 30X60 RET. LM-3215 LM-3322



FORMWORK LIGHT GREY  
31X62 30X60 RET. LM-3215 LM-3322




FORMWORK GREY  
31X62 30X60 RET. LM-3215 LM-3322



TRACE TORTORA  
35X100 RET.

LM-3710



TRACE BEIGE  
35X100 RET.

LM-3710



TRACE WHITE  
35X100 RET.

LM-3710




TRACE LIGHT GREY  
35X100 RET.

LM-3710




TRACE GREY  
35X100 RET.

LM-3710



ELUSIVE TORTORA  
31X62  
30X60 RET.

LM-3330  
LM-3410



ELUSIVE BEIGE  
31X62  
30X60 RET.

LM-3330  
LM-3410



ELUSIVE WHITE  
31X62  
30X60 RET.

LM-3330  
LM-3410



ELUSIVE LIGHT GREY  
31X62  
30X60 RET.

LM-3330  
LM-3410



ELUSIVE GREY  
31X62  
30X60 RET.

LM-3330  
LM-3410



DISTORTER TORTORA  
35X100 RET.

P-6350



DISTORTER BEIGE  
35X100 RET.

P-6350



DISTORTER WHITE  
35X100 RET.

P-6350



DISTORTER LIGHT GREY  
35X100 RET.

P-6350



DISTORTER GREY  
35X100 RET.

P-6350



DAZZLE TORTORA  
35X100 RET.

P-6470




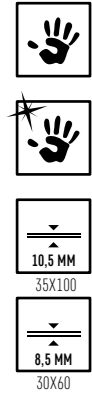
DAZZLE WHITE  
35X100 RET.

P-6470




DAZZLE LIGHT GREY  
35X100 RET.

P-6470




**INNER BEIGE**  
35X100 RET. P-6530  
30X60 RET. P-6410



**INNER WHITE**  
35X100 RET. P-6530  
30X60 RET. P-6410



**INNER BLUE**  
35X100 RET. P-6530  
30X60 RET. P-6410



**LISTELO  
BRUSHED GOLD**  
0,5X1,3X100 P-6420  
0,5X1X60 P-6340




**LISTELO  
BRUSHED SILVER**  
0,5X1,3X100 P-6350  
0,5X1X60 P-6280



**LISTELO  
SHINE SILVER**  
0,5X1,3X100 P-6350  
0,5X1X60 P-6280




**OVERLOAD GREY**  
CONJUNTO DE 3 PEÇAS 35X100 RET. P-6580  
3 PIECE SET 35X100 RET.  
ENSEMBLE DE 3 PIÈCES 35X100 RET.  
DREI-TEILIGER-SET 35X100 RET.  
КОМПЛЕКТ ИЗ 3 ШТУК 35X100 RET.  
SET DI 3 PEZZI 35X100 RET.



CONJUNTOS DE 3 PEÇAS | 3 PIECE SET | ENSEMBLE DE 3 PIÈCES  
DREI-TEILIGER-SET | КОМПЛЕКТ ИЗ 3 ШТУК | LSET DI 3 PEZZI


DISPONÍVEIS NAS CORES : WHITE, LIGHT GREY, GREY.  
AVAILABLE IN COLOUR TONES : WHITE, LIGHT GREY, GREY.  
DISPONIBLES DANS LES COULEURS : WHITE, LIGHT GREY, GREY.  
ERHÄLTICH IN DEN FARBEN : WHITE, LIGHT GREY, GREY.  
КОЛЛЕКЦИЯ ДОСТУПНА В ЦВЕТАХ: WHITE, LIGHT GREY, GREY  
DISPONIBILI NEI COLORI: WHITE, LIGHT GREY, GREY



**NUCLEUS BEIGE**  
30X60 RET. P-6370



**NUCLEUS WHITE**  
30X60 RET. P-6370



**MOSAIC CORE TORTORA**  
17,4X17,4 (1,9X1,9) P-6230




**MOSAIC CORE BEIGE**  
17,4X17,4 (1,9X1,9) P-6230



**MOSAIC CORE WHITE**  
17,4X17,4 (1,9X1,9) P-6230



**MOSAIC CORE LIGHT GREY**  
17,4X17,4 (1,9X1,9) P-6230



**MOSAIC CORE GREY**  
17,4X17,4 (1,9X1,9) P-6230



**MOSAIC INTERNAL CORE TORTORA**  
30X30 (2,1X4,8) P-6300



**MOSAIC INTERNAL CORE BEIGE**  
30X30 (2,1X4,8) P-6300



**MOSAIC INTERNAL CORE WHITE**  
30X30 (2,1X4,8) P-6300



**MOSAIC INTERNAL CORE LIGHT GREY**  
30X30 (2,1X4,8) P-6300




**MOSAIC INTERNAL CORE GREY**  
30X30 (2,1X4,8) P-6300



PAVIMENTOS COORDENADOS  
COORDINATED FLOOR TILES  
SOLS COORDONNÉS  
KOORDINIERTE BODEN FLIESEN  
КООРДИНИРОВАННАЯ НАПОЛЬНАЯ ПЛИТКА  
PAVIMENTI COORDINATI



PAVIMENTOS COORDENADOS  
COORDINATED FLOOR TILES  
SOLS COORDONNÉS  
KOORDINIERTE BODEN FLIESEN  
КООРДИНИРОВАННАЯ НАПОЛЬНАЯ ПЛИТКА  
PAVIMENTI COORDINATI



138.




REVESTIMENTO ESTRUTURADO COM ACABAMENTO MATE  
MATT STRUCTURED WALL TILES  
FAIANÇES STRUCTURÉ EN FINITION MAT  
STRUKTURIERTE WANDFLIESEN - MATT OBERFLÄCHE  
НАСТЕННАЯ СТРУКТУРИРОВАННАЯ ПЛИТКА С МАТОВЫМ ПОКРЫТИЕМ  
RIVESTIMENTO STRUTTURATO CON FINITURA OPACA




35 x 100




30 x 60



CRUSTY WHITE



BAND WHITE



SQUARE WHITE




CRUSTY GREY



BAND GREY




SQUARE GREY



CRUSTY TORTORA



BAND TORTORA



SQUARE TORTORA

ESSENTIA BAND TORTORA  
35 x 100 RET.

GROUND GREY  
59,2 x 59,2 RET.



140.



141.



ESSENTIA CRUSTY WHITE  
35 x 100 RET.

POLYGON WHITE  
35 x 100 RET.

TREE WHITE  
15 x 75

142.



143.



ESSENTIA CRUSTY GREY  
35 x 100 RET.

ESSENTIA SQUARE WHITE  
35 x 100 RET.

GROOVE GREY  
35 x 100 RET.

BLEND WHITE  
50 x 50 RET.

144.



145.

ESSENTIA CRUSTY GREY  
35 x 100 RET.

STROKE TORTORA  
35 x 100 RET.

ESSENTIA CRUSTY TORTORA  
35 x 100 RET.

TREE BROWN  
15 x 75

146.



147.






SQUARE WHITE  
35X100 RET. LM-3640



BAND WHITE  
35X100 RET. LM-3640




CRUSTY WHITE  
35X100 RET. LM-3640



SQUARE GREY  
35X100 RET. LM-3640




BAND GREY  
35X100 RET. LM-3640




CRUSTY GREY  
35X100 RET. LM-3640




SQUARE TORTORA  
35X100 RET. LM-3640




BAND TORTORA  
35X100 RET. LM-3640




CRUSTY TORTORA  
35X100 RET. LM-3640



SQUARE WHITE  
30X60 RET. LM-3322



BAND WHITE  
30X60 RET. LM-3322




CRUSTY WHITE  
30X60 RET. LM-3322




SQUARE GREY  
30X60 RET. LM-3322



BAND GREY  
30X60 RET. LM-3322



CRUSTY GREY  
30X60 RET. LM-3322



SQUARE TORTORA  
30X60 RET. LM-3322




BAND TORTORA  
30X60 RET. LM-3322



CRUSTY TORTORA  
30X60 RET. LM-3322



150.




m<sup>2</sup>

SHADE WHITE  
35X100 RET. LM-3710




m<sup>2</sup>

SHADE GREY  
35X100 RET. LM-3710




m<sup>2</sup>

SHADE TORTORA  
35X100 RET. LM-3710




m<sup>2</sup>

SHADE WHITE  
30X60 RET. LM-3410



m<sup>2</sup>


SHADE GREY  
30X60 RET. LM-3410



m<sup>2</sup>

SHADE TORTORA  
30X60 RET. LM-3410


151.



POLYGON WHITE  
35X100 RET. P-6430



POLYGON GREY  
35X100 RET. P-6430




POLYGON TORTORA  
35X100 RET. P-6430



POLYGON WHITE  
30X60 RET. P-6330


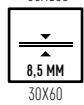


POLYGON GREY  
30X60 RET. P-6330



POLYGON TORTORA  
30X60 RET. P-6330

152.



m<sup>2</sup>

GROOVE WHITE  
35X100 RET. LM-3710



m<sup>2</sup>

GROOVE GREY  
35X100 RET. LM-3710




m<sup>2</sup>

GROOVE TORTORA  
35X100 RET. LM-3710



m<sup>2</sup>

GROOVE WHITE  
30X60 RET. LM-3410



m<sup>2</sup>


GROOVE GREY  
30X60 RET. LM-3410



m<sup>2</sup>

GROOVE TORTORA  
30X60 RET. LM-3410

153.



STROKE TORTORA  
CONJUNTO DE 3 PEÇAS 35X100 RET.  
3 PIECE SET 35X100 RET.  
ENSEMBLE DE 3 PIÈCES 35X100 RET.  
DREI-TEILIGER-SET 35X100 RET.  
КОМПЛЕКТ ИЗ 3 ШТУК 35X100 RET.  
SET DI 3 PEZZI 35X100 RET.

P-6630



CONJUNTOS DE 3 PEÇAS | 3 PIECE SET | ENSEMBLE DE 3 PIÈCES  
DREI-TEILIGER-SET | КОМПЛЕКТ ИЗ 3 ШТУК | SET DI 3 PEZZI

DISPONÍVEIS NAS CORES : WHITE, GREY, TORTORA.  
AVAILABLE IN COLOUR TONES : WHITE, GREY, TORTORA.  
DISPONIBLES DANS LES COULEURS : WHITE, GREY, TORTORA.  
ERHÄLTlich IN DEN FARBEN : WHITE, GREY, TORTORA.  
КОМПЛЕКЦИЯ ДОСТУПНА В ЦВЕТАХ : WHITE, GREY, TORTORA.  
DISPONIBILI NEI COLORI : WHITE, GREY, TORTORA.




MOSAIC ESSENTIA WHITE  
20X20 (1,9X1,9) P-6240



MOSAIC ESSENTIA GREY  
20X20 (1,9X1,9) P-6240




MOSAIC ESSENTIA TORTORA  
20X20 (1,9X1,9) P-6240



MOSAIC ESSENTIA FEEL WHITE  
30X30 (3X3) P-6270



MOSAIC ESSENTIA FEEL GREY  
30X30 (3X3) P-6270



MOSAIC ESSENTIA FEEL TORTORA  
30X30 (3X3) P-6270

LISTELO BRUSHED GOLD  
0,5X1,3X100  
0,5X1X60

P-6420  
P-6340

LISTELO BRUSHED SILVER  
0,5X1,3X100  
0,5X1X60

P-6350  
P-6280


✕ LISTELO SHINE SILVER  
0,5X1,3X100  
0,5X1X60

P-6350  
P-6280


PAVIMENTOS COORDENADOS  
COORDINATED FLOOR TILES  
SOLS COORDONNÉS  
KOORDINIERTE BODEN FLIESEN  
КООРДИНИРОВАННАЯ НАПОЛЬНАЯ ПЛИТКА  
PÄVIMENTI COORDINATI



ESSENTIA  
WHITE



NEST  
WHITE




NEST  
GREY



GROUND  
TORTORA



GROUND  
LIGHT GREY



GROUND  
GREY



TREE  
WHITE



TREE  
BEIGE



TREE  
TORTORA



TREE  
BROWN



FUSION  
WHITE



FUSION  
TORTORA




FUSION  
BEIGE



FUSION  
GREY




FUSION  
BROWN




WILDWOOD  
WHITE



WILDWOOD  
BEIGE




WILDWOOD  
TORTORA



WILDWOOD  
LIGHT GREY



WILDWOOD  
GREY



PLACE  
LIGHT GREY




PLACE  
TORTORA




PLACE  
GREY



PLACE  
ANTRACITE



BLEND  
WHITE




BLEND  
LIGHT GREY




BLEND  
GREY



BLEND  
DARK GREY



BLEND  
TORTORA




BLEND  
GREEN



ESSENTIA  
TORTORA



PLACE  
WHITE



PLACE  
LIGHT GREY



FUSION  
WHITE



FUSION  
TORTORA



FUSION  
BEIGE



FUSION  
GREY




FUSION  
BROWN



BLEND  
TORTORA




BLEND  
BROWN



WILDWOOD  
WHITE



WILDWOOD  
BEIGE



WILDWOOD  
TORTORA



GROUND  
TORTORA



TREE  
WHITE




TREE  
BEIGE




TREE  
TORTORA




TREE  
BROWN



ESSENTIA  
GREY




PLACE  
LIGHT GREY



PLACE  
GREY



PLACE  
ANTRACITE



FUSION  
TORTORA



FUSION  
GREY



WILDWOOD  
WHITE




WILDWOOD  
BEIGE




WILDWOOD  
TORTORA




GROUND  
LIGHT GREY




GROUND  
GREY




BLEND  
LIGHT GREY



BLEND  
GREY



BLEND  
DARK GREY



NEST  
WHITE



NEST  
GREY



TREE  
BEIGE



TREE  
TORTORA



156.



PRODUTO COM GRÁFICA E TONALIDADE DIFERENTE  
PRODUCT WITH DIFFERENT GRAPHICS AND SHADES  
PRODUIT AYANT UNE SÉRIGRAPHIE ET UNE TONALITÉ DIFFÉRENTE  
PRODUKT MIT VERSCHIEDENER GRAFIK UND TÖNUNG  
ИЗДЕЛИЯ РАЗЛИЧНОЙ ТЕКСТУРЫ И ОТТЕНКОВ  
PRODOTTO CON GRAFICA E TONALITÀ DIVERSA




REVESTIMENTO ESTRUTURADO COM ACABAMENTO MATE  
MATT STRUCTURED WALL TILES  
FAÏANCES STRUCTURÉ EN FINITION MAT  
STRUKTURIERTE WANDFLIESEN - MATT OBERFLÄCHE  
НАСТЕННАЯ СТРУКТУРИРОВАННАЯ ПЛИТКА С МАТОВЫМ ПОКРЫТИЕМ  
RIVESTIMENTO STRUTTURATO CON FINITURA OPACA




35 x 100



30 x 60



ROUGH WHITE SLATE WHITE STRIPES WHITE



ROUGH BEIGE SLATE BEIGE STRIPES BEIGE



ROUGH GREY SLATE GREY STRIPES GREY

URBAN SLATE GREY  
35 x 100 RET.

URBAN ROUGH BEIGE  
35 x 100 RET.

WILDWOOD TORTORA  
15 x 75


158.



159.



160.



161.



URBAN ROUGH WHITE  
35 x 100 RET.

WILDWOOD BEIGE  
15 x 75

162.



163.

URBAN SLATE GREY  
35 x 100 RET.

URBAN STRIPES GREY  
35 x 100 RET.

GROUND GREY  
59,2 x 59,2 RET.

164.




165.



URBAN SLATE BEIGE  
35 x 100 RET.

URBAN STRIPES BEIGE  
35 x 100 RET.

BLEND TORTORA  
50 x 50 RET.




URBAN ROUGH WHITE  
35X100 RET. LM-3640




URBAN SLATE WHITE  
35X100 RET. LM-3640



URBAN STRIPES WHITE  
35X100 RET. LM-3640




URBAN ROUGH WHITE  
31X62/30X60 RET. LM-3215/LM-3322



URBAN SLATE WHITE  
31X62/30X60 RET. LM-3215/LM-3322



URBAN STRIPES WHITE  
31X62/30X60 RET. LM-3215/LM-3322




URBAN ROUGH BEIGE  
35X100 RET. LM-3640



URBAN SLATE BEIGE  
35X100 RET. LM-3640



URBAN STRIPES BEIGE  
35X100 RET. LM-3640




URBAN ROUGH BEIGE  
31X62/30X60 RET. LM-3215/LM-3322



URBAN SLATE BEIGE  
31X62/30X60 RET. LM-3215/LM-3322



URBAN STRIPES BEIGE  
31X62/30X60 RET. LM-3215/LM-3322




URBAN ROUGH GREY  
35X100 RET. LM-3640



URBAN SLATE GREY  
35X100 RET. LM-3640



URBAN STRIPES GREY  
35X100 RET. LM-3640




URBAN ROUGH GREY  
31X62 LM-3215  
30X60 RET. LM-3322



URBAN SLATE GREY  
31X62 LM-3215  
30X60 RET. LM-3322



URBAN STRIPES GREY  
31X62 LM-3215  
30X60 RET. LM-3322



TOWN WHITE\*  
35X100 RET. LM-3710  
30X60 RET. LM-3410



TOWN BEIGE\*  
35X100 RET. LM-3710  
30X60 RET. LM-3410



TOWN GREY\*  
35X100 RET. LM-3710  
30X60 RET. LM-3410




MOSAIC URBAN WHITE  
20X20 (1,9X1,9) P-6240




MOSAIC URBAN BEIGE  
20X20 (1,9X1,9) P-6240




MOSAIC URBAN GREY  
20X20 (1,9X1,9) P-6240




MOSAIC URBAN CITY WHITE  
30X30 (3X3) P-6270



MOSAIC URBAN CITY BEIGE  
30X30 (3X3) P-6270



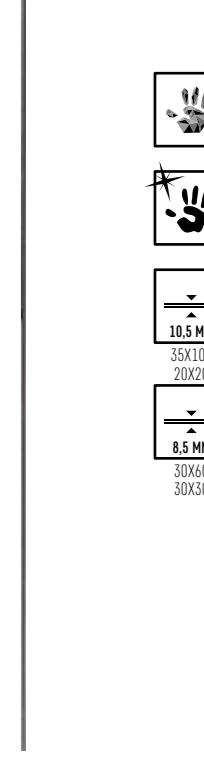
MOSAIC URBAN CITY GREY  
30X30 (3X3) P-6270



LISTELO  
BRUSHED GOLD  
0,5X1,3X100 P-6420  
0,5X1X60 P-6340



LISTELO  
BRUSHED SILVER  
0,5X1,3X100 P-6350  
0,5X1X60 P-6280



LISTELO  
SHINE SILVER  
0,5X1,3X100 P-6350  
0,5X1X60 P-6280



\* OS DIFERENTES DESENHOS SÃO EMBALADOS ALEATORIAMENTE.  
THE AVAILABLE PATTERNS ARE PACKED RANDOMLY.  
LES DIFFÉRENTS MOTIFS SONT EMBALLÉS ALÉATOIREMENT.  
DIE VERSCHIEDENEN GRAFIKEN SIND ALEATORISCH EINGEPACKT.  
РАЗЛИЧНЫЕ ДИЗАЙНЫ УПАКОВАНЫ В СЛУЧАЙНОМ ПОРЯДКЕ  
I DIVERSI MOTIVI SONO IMBALLATI IN MODO CASUALE.




170.



URBAN ROUGH WHITE  
35 x 100 RET.

WILDWOOD BEIGE  
15 x 75






172.




REVESTIMENTO ESTRUTURADO COM ACABAMENTO MATE  
MATT STRUCTURED WALL TILES  
FAIANCES STRUCTURÉ EN FINITION MAT  
STRUKTURIERTE WANDFLIESEN - MATT OBERFLÄCHE  
НАСТЕННАЯ СТРУКТУРИРОВАННАЯ ПЛИТКА С МАТОВЫМ ПОКРЫТИЕМ  
RIVESTIMENTO STRUTTURATO CON FINITURA OPACA




30 x 60




WHITE



TORTORA



LIGHT GREY



GREY

LOFT LIGHT GREY  
30 x 60 RET.

FUSION WHITE  
15 x 75

174.



175.



LOFT TORTORA  
30 x 60 RET.

FUSION BEIGE  
15 x 75

176.



177.



**LOFT WHITE**  
31X62 LM-3215  
30X60 RET. LM-3322



**LOFT TORTORA**  
31X62 LM-3215  
30X60 RET. LM-3322



**LOFT LIGHT GREY**  
31X62 LM-3215  
30X60 RET. LM-3322



**LOFT GREY**  
31X62 LM-3215  
30X60 RET. LM-3322

**LISTELO BRUSHED GOLD**  
0,5X1X60

P-6340

**LISTELO BRUSHED SILVER**  
0,5X1X60

P-6280

**✕ LISTELO SHINE SILVER**  
0,5X1X60

P-6280



LOFT  
WHITE




NEST  
WHITE



NEST  
BEIGE




NEST  
GREY



GROUND  
TORTORA




GROUND  
LIGHT GREY



GROUND  
GREY



FUSION  
BROWN



FUSION  
GREY



FUSION  
BEIGE



FUSION  
TORTORA



FUSION  
WHITE



WILDWOOD  
WHITE



WILDWOOD  
BEIGE



WILDWOOD  
TORTORA




WILDWOOD  
LIGHT GREY




WILDWOOD  
GREY




PLACE  
ANTRACITE



PLACE  
GREY



PLACE  
TORTORA



PLACE  
LIGHT GREY



BLEND  
WHITE



BLEND  
LIGHT GREY




BLEND  
GREY



BLEND  
DARK GREY



BLEND  
TORTORA



BLEND  
GREEN



LOFT  
TORTORA



NEST  
BEIGE



PLACE  
LIGHT GREY



PLACE  
WHITE



FUSION  
BROWN



FUSION  
BEIGE



FUSION  
TORTORA



FUSION  
WHITE



WILDWOOD  
WHITE



WILDWOOD  
BEIGE



WILDWOOD  
TORTORA




GROUND  
CREAM



GROUND  
TORTORA



BLEND  
WHITE




BLEND  
TORTORA




BLEND  
BEIGE



LOFT  
LIGHT GREY



PLACE  
ANTRACITE




PLACE  
GREY



PLACE  
LIGHT GREY



PLACE  
WHITE




FUSION  
GREY



FUSION  
TORTORA



FUSION  
WHITE



WILDWOOD  
WHITE



WILDWOOD  
BEIGE



WILDWOOD  
TORTORA



BLEND  
LIGHT GREY



BLEND  
GREY



BLEND  
DARK GREY



BLEND  
GREEN




NEST  
WHITE



NEST  
GREY




LOFT  
GREY



PLACE  
ANTRACITE



PLACE  
GREY



PLACE  
LIGHT GREY



FUSION  
GREY




WILDWOOD  
WHITE




WILDWOOD  
BEIGE



WILDWOOD  
TORTORA



GROUND  
WHITE



GROUND  
LIGHT GREY




BLEND  
LIGHT GREY



BLEND  
GREY



NEST  
WHITE



NEST  
GREY

180.




REVESTIMENTO ESTRUTURADO COM ACABAMENTO BRILHO  
GLOSSY STRUCTURED WALL TILES  
FAIÁNCES STRUCTURÉ EN FINITION BRILLANT  
STRUKTURIERTE WANDFLIESEN - GLÄNZEND OBERFLÄCHE  
НАСТЕННАЯ СТРУКТУРИРОВАННАЯ ПЛИТКА С ГЛЯНЦЕВЫМ ПОКРЫТИЕМ  
RIVESTIMENTO STRUTTURATO CON FINITURA LUCIDA

REVESTIMENTO ESTRUTURADO COM ACABAMENTO MATE  
MATT STRUCTURED WALL TILES  
FAIÁNCES STRUCTURÉ EN FINITION MAT  
STRUKTURIERTE WANDFLIESEN - MATT OBERFLÄCHE  
НАСТЕННАЯ СТРУКТУРИРОВАННАЯ ПЛИТКА С МАТОВЫМ ПОКРЫТИЕМ  
RIVESTIMENTO STRUTTURATO CON FINITURA OPACA


35 x 100 

13,5 MM	13,4 MM	13,3 MM	12 MM
12 MM	12 MM	12 MM	12 MM




30 x 60 

11 MM
10 MM



22 x 45 


12,8 MM
9 MM



REVESTIMENTO COM ACABAMENTO BRILHO  
GLOSSY WALL TILES  
FAIÁNCES AVEC FINITION BRILLANT  
WANDFLIESEN - GLÄNZEND OBERFLÄCHE  
НАСТЕННАЯ КЕРАМИЧЕСКАЯ ПЛИТКА С ГЛЯНЦЕВЫМ ПОКРЫТИЕМ  
RIVESTIMENTO CON FINITURA LUCIDA

35 x 100 

10,5 MM
---------



WONDER MATT WHITE LINE UP  
35 x 100 RET.

LIGHT MATT WHITE  
35 x 100 RET.

182.



183.



MATT CHROME PYRAMID  
35 x 100 RET.

PLACE ANTRACITE  
59,2 x 59,2 RET.

184.



185.



WONDER MATT WHITE MYSTERY  
30 x 60 RET.

WONDER BLACK  
35 x 100 RET.

PLACE WHITE  
59,2 x 59,2 RET.

186.



187.



LIGHT MATT WHITE  
35 x 100 RET.

LISTELO ORO  
1 x 100

WONDER WHITE PYRAMID  
35 x 100 RET.



188.



WONDER WHITE DIAMOND  
22,5 x 45

189.



MIRROR ENIGMA  
35 x 100 RET.

WONDER WHITE ENIGMA  
35 x 100 RET.

PLACE ANTRACITE  
59,2 x 59,2 RET.

190.




**WHITE BOUNDARIES**  
35 x 100 RET.

**WILDWOOD BEIGE**  
15 x 75


191.




**WONDER WHITE PYRAMID**  
35X100 RET. LM-3710




**WONDER MATT WHITE PYRAMID**  
35X100 RET. LM-3710




**MIRROR PYRAMID**  
35X100 RET. P-6620




**MATT CHROME PYRAMID**  
35X100 RET. P-6620



**GOLD PYRAMID**  
35X100 RET. P-6620



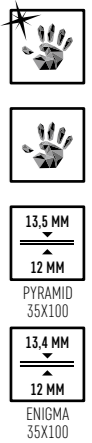
**WONDER WHITE ENIGMA**  
35X100 RET. LM-3710



**WONDER MATT WHITE ENIGMA**  
35X100 RET. LM-3710




**MIRROR ENIGMA**  
35X100 RET. P-6620



192.


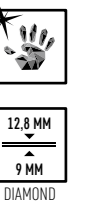


✕ **WHITE SHAPE** 35X100 RET. LM-3750  
 ✕ **MATT WHITE SHAPE** 35X100 RET. LM-3750  
 ✕ **WONDER WHITE SOFTNESS** 35X100 RET. LM-3710  
 ✕ **WONDER WHITE BOUNDARIES** 35X100 RET. LM-3710




✕ **WONDER WHITE LINE UP** 35X100 RET. LM-3710  
 ✕ **WONDER MATT WHITE LINE UP** 35X100 RET. LM-3710  
 ✕ **WONDER WHITE MYSTERY** 30X60 RET. LM-3550  
 ✕ **WONDER MATT WHITE MYSTERY** 30X60 RET. LM-3550

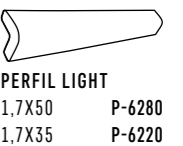
193.



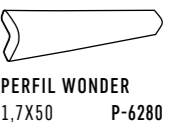
✕ **WHITE DIAMOND** 22,5X45 LM-3480  
 ✕ **MIRROR DIAMOND** 22,5X45 P-6420  
 ✕ **GOLD DIAMOND** 22,5X45 P-6420



✕ **LIGHT BRANCO BRILHO** 35X100 RET. LM-3640  
 30X60 RET. LM-3322  
 22,5X45 LM-3080  
**LIGHT MATT WHITE** 35X100 RET. LM-3640  
 30X60 RET. LM-3322  
 ✕ **WONDER BLACK** 35X100 RET. LM-3710



**PERFIL LIGHT**  
 1,7X50 P-6280  
 1,7X35 P-6220



**PERFIL WONDER**  
 1,7X50 P-6280



194.



PRODUTO COM GRÁFICA E TONALIDADE DIFERENTE  
PRODUCT WITH DIFFERENT GRAPHICS AND SHADES  
PRODUIT AYANT UNE SÉRIGRAPHIE ET UNE TONALITÉ DIFFÉRENTE  
PRODUKT MIT VERSCHIEDENER GRAFIK UND TÖNUNG  
ИЗДЕЛИЯ РАЗЛИЧНОЙ ТЕКСТУРЫ И ОТТЕНКОВ  
PRODOTTO CON GRAFICA E TONALITÀ DIVERSA



REVESTIMENTO COM ACABAMENTO BRILHO  
GLOSSY WALL TILES  
FAÏANCES AVEC FINITION BRILLANT  
WANDFLIESEN - GLÄNZEND OBERFLÄCHE  
НАСТЕННАЯ КЕРАМИЧЕСКАЯ ПЛИТКА С ГЛЯНЦЕВЫМ ПОКРЫТИЕМ  
RIVESTIMENTO CON FINITURA LUCIDA



35 x 70



20 x 60



AROMA BLACK PEPPER  
35 x 70 RET.


AROMA SALT  
35 x 70 RET.

SEA SALT  
35 x 70 RET.

BLEND LIGHT GREY  
50 x 50 RET.

WILDWOOD TORTORA AS  
15 x 75

196.



197.



AROMA PAPAYA  
35 x 70 RET.


AROMA VANILLA  
35 x 70 RET.

AROMA COFFEE  
35 x 70 RET.

MIX SPICES  
35 x 70 RET.

BLEND TORTORA  
50 x 50 RET.

198.



199.



AROMA EARL GREY  
20 x 60

AROMA BLUEBERRY  
20 x 60

BLUEBERRY SEEDS  
20 x 60

WILDWOOD TORTORA  
15 x 75

200.



201.



AROMA EARL GREY  
20 x 60

AROMA OREGANO  
20 x 60

ORIENTAL EARL GREY  
20 x 60

BLEND DARK GREY  
50 x 50 RET.

202.



203.



AROMA VANILLA 20 x 60    AROMA BLUEBERRY 20 x 60    VANILLA FLAVOUR 20 x 60    BLUEBERRY FLAVOUR 20 x 60    WILDWOOD BEIGE 15 x 75




204.



MOSAIC SWEET BLUEBERRY  
40 x 40

205.



SUGARY  
20 x 60

AROMA VANILLA  
20 x 60

AROMA COFFEE  
20 x 60

206.



AROMA BLACK PEPPER  
35X70 RET. LM-3505



AROMA BLUEBERRY  
35X70 RET. LM-3505



AROMA OREGANO  
35X70 RET. LM-3505



AROMA EARL GREY  
35X70 RET. LM-3505



AROMA SALT  
35X70 RET. LM-3505



AROMA VANILLA  
35X70 RET. LM-3505



AROMA COFFEE  
35X70 RET. LM-3505



AROMA PAPAYA  
35X70 RET. LM-3505



PERFIL AROMA  
1,7X35 P-6220



AROMA BLACK PEPPER  
20X60 LM-3125



AROMA BLUEBERRY  
20X60 LM-3125



AROMA OREGANO  
20X60 LM-3125



AROMA EARL GREY  
20X60 LM-3125



AROMA SALT  
20X60 LM-3125



AROMA VANILLA  
20X60 LM-3125



AROMA COFFEE  
20X60 LM-3125




AROMA PAPAYA  
20X60 LM-3125

207.



208.



BLUEBERRY SEEDS 35X70 RET. LM-3545  
 OREGANO SEEDS 35X70 RET. LM-3545  
 PAPAYA SEEDS 35X70 RET. LM-3545  
 WINTER SEEDS 35X70 RET. LM-3545  
 SUMMER SEEDS 35X70 RET. LM-3545



BLUEBERRY SEEDS 20X60 LM-3165  
 OREGANO SEEDS 20X60 LM-3165  
 PAPAYA SEEDS 20X60 LM-3165  
 WINTER SEEDS 20X60 LM-3165  
 SUMMER SEEDS 20X60 LM-3165

209.



OREGANO POWDER 35X70 RET. P-6390  
 SALT POWDER 35X70 RET. P-6390  
 VANILLA POWDER 35X70 RET. P-6390  
 COFFEE POWDER 35X70 RET. P-6390



OREGANO PLEASANT 20X60 P-6250  
 SALT PLEASANT 20X60 P-6250  
 VANILLA PLEASANT 20X60 P-6250  
 COFFEE PLEASANT 20X60 P-6250

210.



211.




PEÇA COM 11 GRÁFICAS DIFERENTES EMBALADA ALEATORIAMENTE EM EMBALAGENS DE 5 PEÇAS.  
PIECES OF 11 DIFFERENT PATTERNS RANDOMLY PACKED IN BOXES OF 5 PIECES.  
PIÈCES AVEC 11 DESSINS DIFFÉRENTS EMBALLÉS ALÉATOIREMENT EN GROUPE DE 5.  
STÜCKE IN 11 VERSCHIEDENEN GRAFIK-DESIGN-MUSTER ALEATORISCH EINGEPACKT. DAS PACKET ENTHÄLT 5 STÜCKE.  
ДЕКОРЫ С 11 РАЗЛИЧНЫМИ ГРАФИЧЕСКИМИ ДИЗАЙНАМИ УПАКОВАНЫ СЛУЧАЙНЫМ ОБРАЗОМ ПО 5 ШТУК В УПАКОВКЕ  
PEZZI CON 11 GRAFICHE DIVERSE IMBALLATI IN MODO CASUALE IN CONFEZIONI DA 5 PEZZI.


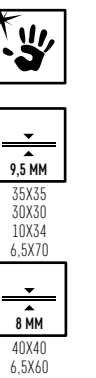


**BLACK PEPPER FLAVOUR** 20X60 LM-3165  
**BLUEBERRY FLAVOUR** 20X60 LM-3165  
**OREGANO FLAVOUR** 20X60 LM-3165  
**EARL GREY FLAVOUR** 20X60 LM-3165  
**SALT FLAVOUR** 20X60 LM-3165  
**VANILLA FLAVOUR** 20X60 LM-3165  
**COFFEE FLAVOUR** 20X60 LM-3165  
**PAPAYA FLAVOUR** 20X60 LM-3165

OS DIFERENTES DESENHOS SÃO EMBALADOS ALEATORIAMENTE.  
 THE AVAILABLE PATTERNS ARE PACKED RANDOMLY.  
 LES DIFFÉRENTS MOTIFS SONT EMBALLÉS ALÉATOIREMENT.  
 DIE VERSCHIEDENEN GRAFIKEN SIND ALEATORISCH EINGEPACKT.  
 РАЗЛИЧНЫЕ ДИЗАЙНЫ УПАКОВАНЫ В СЛУЧАЙНОМ ПОРЯДКЕ  
 I DIVERSI MOTIVI SONO IMBALLATI IN MODO CASUALE.



**DELICIOUS COLD** 20X60 P-6300  
**DELICIOUS WARM** 20X60 P-6300  
**SALTY** 20X60 P-6220  
**SUGARY** 20X60 P-6220  
**FROSTY BLACK PEPPER** 20X60 P-6350  
**FROSTY EARL GREY** 20X60 P-6350  
**FROSTY SALT** 20X60 P-6350



**MOSAIC AROMA COLD** 35X35 (2X2) P-6410  
**MOSAIC AROMA WARM** 35X35 (2X2) P-6410  
**MOSAIC HEXAGON AROMA SALT** 30X30 P-6440  
**BRICKS AROMA BLACK PEPPER** 10X34 P-6190  
**BRICKS AROMA EARL GREY** 10X34 P-6190  
**BRICKS AROMA SALT** 10X34 P-6190  
**BRICKS AROMA COFFEE** 10X34 P-6190  
**BRICKS AROMA VANILLA** 10X34 P-6190  
**BARRA YUMMI VANILLA** 6,5X70 P-6210



**MOSAIC SWEET BLACK PEPPER** 40X40 P-6370  
**MOSAIC SWEET BLUEBERRY** 40X40 P-6370  
**MOSAIC SWEET OREGANO** 40X40 P-6370  
**MOSAIC SWEET COFFEE** 40X40 P-6370  
**MOSAIC SWEET PAPAYA** 40X40 P-6370  
**BARRA AROMA COFFEE** 6,5X60 P-6210  
**BARRA AROMA BLACK PEPPER** 6,5X60 P-6210



PAVIMENTOS COORDENADOS  
COORDINATED FLOOR TILES  
SOLS COORDONNÉS  
KOORDINIERTE BODEN FLIESEN  
КООРДИНОВАНАЯ НАПОЛЬНАЯ ПЛИТКА  
PAVIMENTI COORDINATI



AROMA  
BLACK PEPPER



WILDWOOD  
TORTORA

FUSION  
TORTORA

GROUND  
TORTORA

PLACE  
TORTORA

PLACE  
LIGHT GREY



BLEND  
WHITE

BLEND  
LIGHT GREY

BLEND  
GREY

BLEND  
DARK GREY

BLEND  
GREEN



AROMA  
BLUEBERRY



WILDWOOD  
WHITE

WILDWOOD  
LIGHT GREY

WILDWOOD  
GREY

FUSION  
GREY

GROUND  
LIGHT GREY

GROUND  
GREY



PLACE  
LIGHT GREY

PLACE  
GREY

BLEND  
WHITE

BLEND  
LIGHT GREY

BLEND  
GREY

BLEND  
DARK GREY

BLEND  
BEIGE

BLEND  
BROWN



AROMA  
OREGANO



WILDWOOD  
WHITE

WILDWOOD  
TORTORA

WILDWOOD  
LIGHT GREY

WILDWOOD  
GREY

FUSION  
BEIGE

FUSION  
TORTORA

FUSION  
GREY



GROUND  
GREY

BLEND  
WHITE

BLEND  
LIGHT GREY

BLEND  
GREY

BLEND  
DARK GREY

BLEND  
GREEN

BLEND  
BEIGE



AROMA  
EARL GREY



WILDWOOD  
LIGHT GREY

WILDWOOD  
GREY

FUSION  
GREY

GROUND  
WHITE

GROUND  
LIGHT GREY

GROUND  
GREY



PLACE  
GREY

PLACE  
ANTRACITE

BLEND  
WHITE

BLEND  
LIGHT GREY

BLEND  
GREY

BLEND  
DARK GREY

BLEND  
GREEN



PAVIMENTOS COORDENADOS  
COORDINATED FLOOR TILES  
SOLS COORDONNÉS  
KOORDINIERTE BODEN FLIESEN  
КООРДИНОВАНАЯ НАПОЛЬНАЯ ПЛИТКА  
PAVIMENTI COORDINATI



AROMA  
SALT

WILDWOOD  
TORTORA

WILDWOOD  
LIGHT GREY

WILDWOOD  
GREY

FUSION  
TORTORA

FUSION  
GREY

GROUND  
WHITE

GROUND  
LIGHT GREY

GROUND  
GREY



PLACE  
WHITE

BLEND  
WHITE

BLEND  
LIGHT GREY

BLEND  
GREY

BLEND  
DARK GREY

BLEND  
GREEN



AROMA  
VANILLA



WILDWOOD  
BEIGE

WILDWOOD  
TORTORA

FUSION  
BEIGE

FUSION  
BROWN

FUSION  
TORTORA



GROUND  
CREAM

GROUND  
TORTORA

PLACE  
WHITE

BLEND  
GREEN

BLEND  
BEIGE

BLEND  
TORTORA

BLEND  
BROWN



AROMA  
COFFEE



WILDWOOD  
BEIGE

WILDWOOD  
TORTORA

FUSION  
WHITE

FUSION  
BEIGE

FUSION  
BROWN

FUSION  
TORTORA



PLACE  
WHITE

PLACE  
TORTORA

BLEND  
WHITE

BLEND  
BEIGE

BLEND  
TORTORA

BLEND  
BROWN



AROMA  
PAPAYA



WILDWOOD  
BEIGE

WILDWOOD  
TORTORA


WILDWOOD  
LIGHT GREY

WILDWOOD  
GREY

FUSION  
WHITE

FUSION  
BROWN

FUSION  
TORTORA



GROUND  
TORTORA

GROUND  
GREY

BLEND  
WHITE

BLEND  
BEIGE

BLEND  
TORTORA

BLEND  
BROWN

216.



REVESTIMENTO COM ACABAMENTO BRILHO  
GLOSSY WALL TILES  
FAÏANCES AVEC FINITION BRILLANT  
WANDFLIESEN - GLÄNZEND OBERFLÄCHE  
НАСТЕННАЯ КЕРАМИЧЕСКАЯ ПЛИТКА С ГЛЯНЦЕВЫМ ПОКРЫТИЕМ  
RIVESTIMENTO CON FINITURA LUCIDA



35 x 100



22 x 45



BIANCO

BEIGE

GRIGIO



TURCHESE

RUBI

NERO

30 x 60



BIANCO

BEIGE

GRIGIO

**ACQUA GRIGIO**  
35 x 100 RET.

**ACQUA TURCHESE**  
35 x 100 RET.

**ACQUA BIANCO**  
35 x 100 RET.

**ACQUA NERO**  
35 x 100 RET.

**CASCATA TURCHESE**  
35 x 100 RET.

**MOSAIC ACQUA NERO**  
35 x 35

**GROUND LIGHT GREY**  
59,2 x 59,2 RET.

218.



219.



ACQUA GRIGIO  
35 x 100 RET.

ACQUA BIANCO  
35 x 100 RET.

CANALE GRIGIO  
35 x 100 RET.

WILDWOOD TORTORA  
15 x 75



220.



221.



**ACQUA BIANCO**  
35 x 100 RET.

**ACQUA BEIGE**  
35 x 100 RET.

**ACQUA RUBI**  
35 x 100 RET.

**LACRIMA BIANCO**  
35 x 100 RET.

**MOSAIC ACQUA BEIGE**  
35 x 35

**MOSAIC DILUVIO RUBI**  
35 x 35

**BARRA INOX BRILHO**  
1 x 100

**FUSION BEIGE**  
15 x 75

222.



223.



ACQUA BIANCO  
22,5 x 45

ACQUA GRIGIO  
22,5 x 45

ACQUA TURCHESE  
22,5 x 45

VELA TURCHESE  
22,5 x 45

FIORI DI CORALLO  
45 x 45

CORALLO  
22,5 x 45

FUSION TORTORA  
15 x 75

224.



225.



ACQUA BIANCO  
35 x 100 RET.

NEVE  
35 x 100 RET.

ACQUA NERO  
35 x 100 RET.

ACQUA GRIGIO  
35 x 100 RET.

GROUND GREY  
59,2 x 59,2 RET.

226.



ACQUA BEIGE 31 x 62  
FIUME BIANCO 31 x 62  
ACQUA BIANCO 31 x 62

227.




ACQUA BIANCO 22,5 x 45  
ACQUA GRIGIO 22,5 x 45  
VELA NERO 22,5 x 45  
ACQUA NERO 22,5 x 45

228.



**ACQUA GRIGIO** 35 x 100 RET.    **LAGUNA** 35 x 100 RET.    **ACQUA BEIGE** 35 x 100 RET.    **ACQUA BIANCO** 35 x 100 RET.

229.



**ACQUA BIANCO**  
35X100 RET.    LM-3605  
31X62    LM-3120  
22,5X45    LM-3010



**ACQUA BEIGE**  
35X100 RET.    LM-3605  
31X62    LM-3120  
22,5X45    LM-3010



**ACQUA GRIGIO**  
35X100 RET.    LM-3605  
31X62    LM-3120  
22,5X45    LM-3010



**ACQUA TURCHESE**  
35X100 RET.    LM-3605  
22,5X45    LM-3010



**ACQUA RUBI**  
35X100 RET.    LM-3605  
22,5X45    LM-3160



**ACQUA NERO**  
35X100 RET.    LM-3605  
22,5X45    LM-3010



**PERFIL ACQUA**  
1,7X50    P-6280  
1,7X35    P-6220



230.




FIUME BIANCO  
35X100 RET. P-6390




LAGO  
35X100 RET. LM-3710  
31X62 LM-3310  
22,5X45 LM-3114



LAGUNA  
35X100 RET. LM-3710  
31X62 LM-3310  
22,5X45 LM-3114




CANALE GRIGIO  
35X100 RET. LM-3710  
22,5X45 LM-3114



CANALE BEIGE  
35X100 RET. LM-3710  
22,5X45 LM-3114




BARRA FIUME BIANCO  
5X35 P-6070




NEVE  
35X100 RET. P-6500



CASCATA TURCHESE  
35X100 RET. P-6510



CASCATA RUBI  
35X100 RET. P-6510



ARIA  
35X100 RET. P-6540

231.



LACRIMA BIANCO  
35X100 RET. P-6500




LACRIMA BEIGE  
35X100 RET. P-6500




LACRIMA GRIGIO  
35X100 RET. P-6500



LACRIMA TURCHESE  
35X100 RET. P-6500



LACRIMA RUBI  
35X100 RET. P-6500



LACRIMA NERO  
35X100 RET. P-6500


232.




MOSAIC ACQUA BIANCO  
35X35 (1,9X1,9) P-6400




MOSAIC ACQUA BEIGE  
35X35 (1,9X1,9) P-6400




MOSAIC ACQUA GRIGIO  
35X35 (1,9X1,9) P-6400




MOSAIC ACQUA TURCHESE  
35X35 (1,9X1,9) P-6400




MOSAIC ACQUA RUBI  
35X35 (1,9X1,9) P-6400




MOSAIC ACQUA NERO  
35X35 (1,9X1,9) P-6400




MOSAIC OCEANO BIANCO  
35X35 (4X4) P-6320



MOSAIC OCEANO BEIGE  
35X35 (4X4) P-6320




MOSAIC OCEANO GRIGIO  
35X35 (4X4) P-6320



MOSAIC DILUVIO TURCHESE  
35X35 P-6260




MOSAIC OCEANO TURCHESE  
35X35 (4X4) P-6320



MOSAIC OCEANO RUBI  
35X35 (4X4) P-6320



MOSAIC OCEANO NERO  
35X35 (4X4) P-6320




MOSAIC DILUVIO RUBI  
35X35 P-6260

233.




BARRA ALVED BIANCO  
8,2X100 (1,9X100) P-6280



BARRA ALVED TURCHESE  
8,2X100 (1,9X100) P-6280




BARRA ALVED BEIGE  
8,2X100 (1,9X100) P-6280



BARRA ALVED GRIGIO  
8,2X100 (1,9X100) P-6280



BARRA ALVED RUBI  
8,2X100 (1,9X100) P-6280



BARRA ALVED NERO  
8,2X100 (1,9X100) P-6280



BARRA INOX BRILHO  
2X100 P-6350



BARRA INOX BRILHO  
1X100 P-6240

234.



ONDA BIANCO  
31X62 P-6370



ONDA BEIGE  
31X62 P-6370




ONDA GRIGIO  
31X62 P-6370




FIUME BIANCO  
31X62 P-6230



BARRA FIUME BIANCO  
5X62 P-6080



NUBE BIANCO  
22,5X45 P-6230



NUBE BEIGE  
22,5X45 P-6230



NUBE GRIGIO  
22,5X45 P-6230



BARRA STRETTO  
5X22,5 P-6130

235.



MARE TURCHESE  
22,5X45 P-6330



MARE RUBI  
22,5X45 P-6330



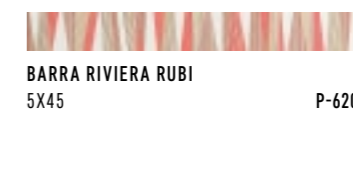
BARRA MARE TURCHESE  
5X45 P-6200



BARRA MARE RUBI  
5X45 P-6200



BARRA COSTA TURCHESE  
5X45 P-6200



BARRA COSTA RUBI  
5X45 P-6200



VELA TURCHESE  
22,5X45 P-6270



FIORI DI CORALLO  
45X45 P-6390



VELA NERO  
22,5X45 P-6270



CORALLO  
22,5X45 P-6250



VELA RUBI  
22,5X45 P-6270





PAVIMENTOS COORDENADOS  
COORDINATED FLOOR TILES  
SOLS COORDONNÉS  
KOORDINIERTE BODEN FLIESEN  
КООРДИНИРОВАНАЯ НАПОЛЬНАЯ ПЛИТКА  
PÄVIMENŦI COORDINATI



PAVIMENTOS COORDENADOS  
COORDINATED FLOOR TILES  
SOLS COORDONNÉS  
KOORDINIERTE BODEN FLIESEN  
КООРДИНИРОВАНАЯ НАПОЛЬНАЯ ПЛИТКА  
PÄVIMENŦI COORDINATI



238.



REVESTIMENTO COM ACABAMENTO BRILHO  
GLOSSY WALL TILES  
FAÏANCES AVEC FINITION BRILLANT  
WANDFLIESEN - GLÄNZEND OBERFLÄCHE  
НАСТЕННАЯ КЕРАМИЧЕСКАЯ ПЛИТКА С ГЛЯНЦЕВЫМ ПОКРЫТИЕМ  
RIVESTIMENTO CON FINITURA LUCIDA



35 x 100



JASMIN BLANC

VANILLE

CANNELLE



AMBRE GRIS

LYS BLEU

LAVANDE

PARFUM VANILLE  
35 x 100 RET.

PARFUM AMBRE GRIS  
35 x 100 RET.



GLAMOUR CANNELLE  
35 x 100 RET.

MOSAIC TRÉSOR VANILLE  
35 x 35

OBSESSION AMBRE GRIS  
35 x 100 RET.

FUSION TORTORA  
15 x 75

240.



241.



**PARFUM AMBRE GRIS**  
35 x 100 RET.

**OBSESSION LYS BLEU**  
35 x 100 RET.

**MOSAIC TRÉSOR AMBRE GRIS**  
35 x 35

**BARRA INOX BRILHO**  
1 x 100

**GLAMOUR LYS BLEU**  
35 x 100 RET.

**PARFUM LYS BLEU**  
35 x 100 RET.

242.



243.



J'ADORE VANILLE  
35 x 100 RET.

PARFUM VANILLE  
35 x 100 RET.

PARFUM CANNELLE  
35 x 100 RET.

OBSESSION CANNELLE  
35 x 100 RET.

MOSAIC TRÉSOR CANNELLE  
35 x 35

244.



245.



PARFUM JASMIN BLANC  
35 x 100 RET.

PURE POISON LAVANDE  
35 x 100 RET.

PARFUM LAVANDE  
35 x 100 RET.

POISON LAVANDE  
35 x 100 RET.

GLAMOUR JASMIN BLANC  
35 x 100 RET.

MOSAIC TRÉSOR LAVANDE  
35 x 35

BARRA INOX BRILHO  
1 x 100

FUSION WHITE  
15 x 75

246.



MISS AMBRE GRIS  
35 x 100 RET.

PARFUM JASMIN BLANC  
35 x 100 RET.

MOSAIC TRÉSOR AMBRE GRIS  
35 x 35

247.



GLAMOUR LYS BLEU  
35 x 100 RET.

PARFUM LYS BLEU  
35 x 100 RET.

MOSAIC TRÉSOR AMBRE GRIS  
35 x 35

BARRA INOX BRILHO  
1 x 100

248.



PARFUM JASMIN BLANC  
35X100 RET. LM-3640



PARFUM VANILLE  
35X100 RET. LM-3640



PARFUM CANNELLE  
35X100 RET. LM-3640



PARFUM AMBRE GRIS  
35X100 RET. LM-3640



PARFUM LYS BLEU  
35X100 RET. LM-3640




PARFUM LAVANDE  
35X100 RET. LM-3640



PERFIL PARFUM  
1,7X50 P-6280  
1,7X35 P-6220

249.



POISON VANILLE \*  
35X100 RET. P-6590



POISON CANNELLE \*  
35X100 RET. P-6590



POISON LAVANDE \*  
35X100 RET. P-6590




MISS CANNELLE  
35X100 RET. LM-3640



MISS AMBRE GRIS  
35X100 RET. LM-3640


\*COM APLICAÇÃO DE SWAROVSKI  
WITH SWAROVSKI (CRYSTAL) INSERTS  
AVEC APPLICATION (DE CRISTAUX) SWAROVSKI  
MIT SWAROVSKI KRISTALL ANWENDUNG  
CO BCTABKAMI I33 CTPA3 SWAROVSKI  
CON L'APPLICAZIONE DI CRISTALLI SWAROVSKI

250.




PURE POISON JASMIN BLANC  
35X100 RET. P-6540

BARRA MADemoISELLE  
JASMIN BLANC  
5,7X35 STOCK OFF P-6200



PURE POISON VANILLE  
35X100 RET. P-6540

BARRA MADemoISELLE  
VANILLE  
5,7X35 STOCK OFF P-6200



PURE POISON CANNELLE  
35X100 RET. P-6540

BARRA MADemoISELLE  
CANNELLE  
5,7X35 STOCK OFF P-6200



PURE POISON AMBRE GRIS  
35X100 RET. P-6540

BARRA MADemoISELLE  
AMBRE GRIS  
5,7X35 STOCK OFF P-6200



PURE POISON LYS BLEU  
35X100 RET. P-6540

BARRA MADemoISELLE  
LYS BLEU  
5,7X35 STOCK OFF P-6200



PURE POISON LAVANDE  
35X100 RET. P-6540

BARRA MADemoISELLE  
LAVANDE  
5,7X35 STOCK OFF P-6200

251.



GLAMOUR JASMIN BLANC  
35X100 RET. P-6480

LISTELO ALLURE  
JASMIN BLANC  
2X35 STOCK OFF P-6220



GLAMOUR VANILLE  
35X100 RET. P-6480

LISTELO ALLURE  
VANILLE  
2X35 STOCK OFF P-6220



GLAMOUR CANNELLE  
35X100 RET. P-6480

LISTELO ALLURE  
CANNELLE  
2X35 STOCK OFF P-6220



GLAMOUR AMBRE GRIS  
35X100 RET. P-6480

LISTELO ALLURE  
AMBRE GRIS  
2X35 STOCK OFF P-6220



GLAMOUR LYS BLEU  
35X100 RET. P-6480

LISTELO ALLURE  
LYS BLEU  
2X35 STOCK OFF P-6220




GLAMOUR LAVANDE  
35X100 RET. P-6480

LISTELO ALLURE  
LAVANDE  
2X35 STOCK OFF P-6220



252.



**OBSSESSION JASMIN BLANC**  
35X100 RET. P-6450




**OBSSESSION VANILLE**  
35X100 RET. P-6450



**OBSSESSION CANNELLE**  
35X100 RET. P-6450



**OBSSESSION AMBRE GRIS**  
35X100 RET. P-6450




**OBSSESSION LYS BLEU**  
35X100 RET. P-6450




**OBSSESSION LAVANDE**  
35X100 RET. P-6450


253.




**J'ADORE JASMIN BLANC**  
35X100 RET. P-6450




**J'ADORE VANILLE**  
35X100 RET. P-6450



**J'ADORE CANNELLE**  
35X100 RET. P-6450



**J'ADORE AMBRE GRIS**  
35X100 RET. P-6450




**J'ADORE LYS BLEU**  
35X100 RET. P-6450




**J'ADORE LAVANDE**  
35X100 RET. P-6450


254.




MOSAIC TRÉSOR JASMIN BLANC  
35X35 (1,9X1,9) P-6430




MOSAIC TRÉSOR VANILLE  
35X35 (1,9X1,9) P-6430




MOSAIC TRÉSOR CANNELLE  
35X35 (1,9X1,9) P-6430




MOSAIC TRÉSOR AMBRE GRIS  
35X35 (1,9X1,9) P-6430




MOSAIC TRÉSOR LYS BLEU  
35X35 (1,9X1,9) P-6430




MOSAIC TRÉSOR LAVANDE  
35X35 (1,9X1,9) P-6430




MOSAIC INSOLENCE JASMIN BLANC  
35X35 (2X2) P-6460




MOSAIC INSOLENCE VANILLE  
35X35 (2X2) P-6460




MOSAIC INSOLENCE CANNELLE  
35X35 (2X2) P-6460




MOSAIC INSOLENCE AMBRE GRIS  
35X35 (2X2) P-6460



MOSAIC INSOLENCE LYS BLEU  
35X35 (2X2) P-6460



MOSAIC INSOLENCE LAVANDE  
35X35 (2X2) P-6460



MOSAIC INSOLENCE  
SUGESTÕES DE APLICAÇÃO · LAYING SUGGESTIONS  
SUGGESTIONS DE POSE · VERLEGEBEISPIELE  
ТЕХНОЛОГИЯ И СПОСОБЫ УКЛАДКИ · SUGGERIMENTI DI POSA

255.



BARRA FRAGRANCE CANNELLE  
5X100 P-6200



BARRA FRAGRANCE LYS BLEU  
5X100 P-6200



BARRA FRAGRANCE LAVANDE  
5X100 P-6200



LISTELO ORO  
1X100 P-6420



BARRA INOX BRILHO  
1X100 P-6240



BARRA POÈME D'OR  
4,5X35 P-6140




BARRA POÈME D'ARGENT  
4,5X35 P-6140

256.




PAVIMENTOS COORDENADOS  
COORDINATED FLOOR TILES  
SOLS COORDONNÉS  
KOORDINIERTE BODEN FLIESEN  
КООРДИНИРОВАНАЯ НАПОЛЬНАЯ ПЛИТКА  
PAVIMENTI COORDINATI



257.

PAVIMENTOS COORDENADOS  
COORDINATED FLOOR TILES  
SOLS COORDONNÉS  
KOORDINIERTE BODEN FLIESEN  
КООРДИНИРОВАНАЯ НАПОЛЬНАЯ ПЛИТКА  
PAVIMENTI COORDINATI



258.



REVESTIMENTO COM ACABAMENTO BRILHO  
GLOSSY WALL TILES  
FAÏENCES AVEC FINITION BRILLANT  
WANDFLIESEN - GLÄNZEND OBERFLÄCHE  
НАСТЕННАЯ КЕРАМИЧЕСКАЯ ПЛИТКА С ГЛЯНЦЕВЫМ ПОКРЫТИЕМ  
RIVESTIMENTO CON FINITURA LUCIDA



REVESTIMENTO COM ACABAMENTO MATE  
MATT WALL TILES  
FAÏENCES EN FINITION MAT  
WANDFLIESEN - MATT OBERFLÄCHE  
НАСТЕННАЯ КЕРАМИЧЕСКАЯ ПЛИТКА С МАТОВЫМ ПОКРЫТИЕМ  
RIVESTIMENTO CON FINITURA OPACA



45 x 120  
11,5 MM



35 x 100  
10,5 MM



35 x 70  
9,5 MM



30 x 60  
8,5 MM



22 x 45  
7,5 MM



BRANCO  
BRILHO

MATT WHITE

PÉROLA  
BRILHO

PÉROLA MATE

PAVIMENTO E REVESTIMENTO COM ACABAMENTO MATE  
MATT FLOOR AND WALL TILES  
FAÏENCES ET CARREAUX SOL EN FINITION MAT  
WANDFLIESEN UND BODENFLIESEN - MATT OBERFLÄCHE  
НАПОЛЬНАЯ И НАСТЕННАЯ ПЛИТКА С МАТОВЫМ ПОКРЫТИЕМ  
PAVIMENTO E RIVESTIMENTO CON FINITURA OPACA




60 x 60  
10 MM



30 x 60  
10 MM

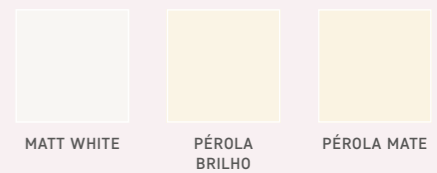


35 x 35  
9 MM



BRANCO  
BRILHO

BRANCO MATE



MATT WHITE

PÉROLA  
BRILHO

PÉROLA MATE

LIGHT BRANCO BRILHO  
35 x 100 RET.

LIGHT MATT WHITE  
35 x 100 RET.

MOSAICO SILVER MIX  
27,4 x 27,4

LIGHT MATT WHITE  
59,2 x 59,2 RET.

260.



SINFONIA BRANCO BRILHO  
35 x 70 RET.

LIGHT BRANCO BRILHO  
35 x 70 RET.

BARRA SINFONIA BRANCO BRILHO  
8 x 70 RET.

261.




LIGHT MATT WHITE  
35 x 100 RET.

MOSAICO DECOR TREND  
27,4 x 27,9


262.



22.5X45



× LIGHT BRANCO BRILHO  
45X120 RET. LM-3730  
35X100 RET. LM-3640  
35X70 RET. LM-3550  
31X62 LM-3215  
30X60 RET. LM-3322  
22.5X45 LM-3080



LIGHT MATT WHITE  
45X120 RET. LM-3730  
35X100 RET. LM-3640  
35X70 RET. LM-3550  
31X62 LM-3215  
30X60 RET. LM-3322  
22.5X45 LM-3080



× PERFIL LIGHT BRILHO  
1,7X50 P-6280  
1,7X35 P-6220




× PERFIL LIGHT BRILHO  
1,3X60 P-6330  
1,3X45 P-6310




PERFIL LIGHT MATT  
1,7X50 P-6280  
1,7X35 P-6220



PERFIL LIGHT MATT  
1,3X60 P-6330  
1,3X45 P-6310



× LIGHT PÉROLA BRILHO  
35X70 RET. LM-3550  
22.5X45 LM-3080




LIGHT PÉROLA MATE  
35X70 RET. LM-3550  
22.5X45 LM-3080

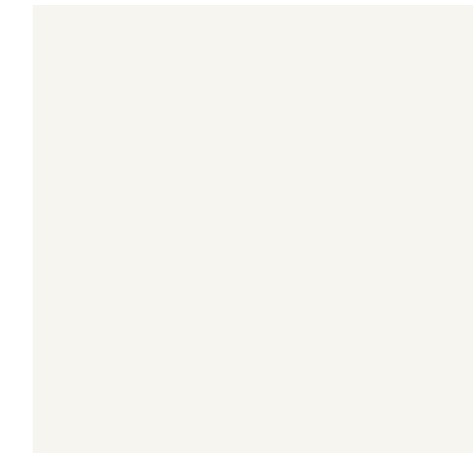
263.




35X35



LIGHT MATT WHITE  
29,5X59,2 RET. LM-3500




LIGHT MATT WHITE  
59,2X59,2 RET. LM-3500




× LIGHT BRANCO BRILHO  
35X35 RET. LM-3490



× LIGHT PÉROLA BRILHO  
35X35 RET. LM-3490



LIGHT BRANCO MATE  
35X35 RET. LM-3490



LIGHT PÉROLA MATE  
35X35 RET. LM-3490

264.



× VIBRATO BRANCO BRILHO  
35X100 RET. P-6620  
STOCK OFF



× SINFONIA BRANCO BRILHO  
35X70 RET. P-6520  
STOCK OFF



× BARRA SINFONIA  
BRANCO BRILHO  
8,3X70 RET. P-6380  
STOCK OFF



× BARRA SONATA  
BRANCO BRILHO  
8,3X70 RET. P-6400  
STOCK OFF



× BARRA MINUETTO  
BRANCO BRILHO  
8,3X70 RET. P-6380  
STOCK OFF



× BARRA SONATA  
PÉROLA MATE  
8,3X70 RET. P-6400  
STOCK OFF


265.



× MOSAICO GOLD MIX  
27,4X27,4 (3,3X3,3) P-6470



× MOSAICO SILVER MIX  
27,4X27,4 (3,3X3,3) P-6470



MOSAICO DECOR TREND  
27,4X27,9 (3,3X6,9) P-6450

× BARRA INOX BRILHO  
2X100 P-6350

× BARRA INOX BRILHO  
1X100 P-6240

BARRA INOX ESCOVADA  
0,6X300 P-6560

BARRA INOX ESCOVADA  
1X300 P-6570

× BARRA INOX POLIDA  
1,5X300 P-6570

CALHA AÇO INOX ESMERILADA  
1X250 (1X1,3X250) STOCK OFF P-6530

266.



PRODUTO COM GRÁFICA E TONALIDADE DIFERENTE  
PRODUCT WITH DIFFERENT GRAPHICS AND SHADES  
PRODUIT AYANT UNE SÉRIGRAPHIE ET UNE TONALITÉ DIFFÉRENTE  
PRODUKT MIT VERSCHIEDENER GRAFIK UND TÖNUNG  
ИЗДЕЛИЯ РАЗЛИЧНОЙ ТЕКСТУРЫ И ОТТЕНКОВ  
PRODOTTO CON GRAFICA E TONALITÀ DIVERSA




RANDOM ART

REVESTIMENTO COM ACABAMENTO MATE  
MATT WALL TILES  
FAÏANCES EN FINITION MAT  
WANDFLIESEN - MATT OBERFLÄCHE  
НАСТЕННАЯ КЕРАМИЧЕСКАЯ ПЛИТКА С МАТОВЫМ ПОКРЫТИЕМ  
RIVESTIMENTO CON FINITURA OPACA



20 x 60



WHITE CREAM TORTORA LIGHT GREY GREY

PAVIMENTO E REVESTIMENTO COM ACABAMENTO MATE  
MATT FLOOR AND WALL TILES  
FAÏENCES ET CARREAUX SOL EN FINITION MAT  
WANDFLIESEN UND BODENFLIESEN - MATT OBERFLÄCHE  
НАПОЛЬНАЯ И НАСТЕННАЯ ПЛИТКА С МАТОВЫМ ПОКРЫТИЕМ  
PAVIMENTO E RIVESTIMENTO CON FINITURA OPACA




60 x 60



30 x 60



45 x 45



WHITE CREAM TORTORA LIGHT GREY GREY

ANTIDERRAPANTE (DIN 51130)  
ANTI-SLIP (DIN 51130)  
ANTIDÉRAPANT (DIN 51130)  
RUTSCHSICHER (DIN 51130)  
ПРОТИВОСКОЛЬЗЯЩИЙ (DIN 51130)  
ANTISCIVOLO (DIN 51130)



ANTI-SLIP

ANTIDERRAPANTE (DIN 51097)  
ANTI-SLIP (DIN 51097)  
ANTIDÉRAPANT (DIN 51097)  
RUTSCHFEST (DIN 51097)  
ПРОТИВОСКОЛЬЗЯЩИЙ (DIN 51097)  
ANTISCIVOLO (DIN 51097)



ANTI-SLIP

ANTIDERRAPANTE (BS 7976)  
ANTI-SLIP (BS 7976)  
ANTIDÉRAPANT (BS 7976)  
RUTSCHFEST (BS 7976)  
ПРОТИВОСКОЛЬЗЯЩИЙ (BS 7976)  
ANTISCIVOLO (BS 7976)



ANTI-SLIP

60 x 60



CREAM TORTORA LIGHT GREY GREY

SOIL WHITE  
20 x 60

GROUND WHITE  
30 x 60

GROUND CREAM  
30 x 60



268.



269.



GROUND LIGHT GREY  
20 x 60

GLOBE LIGHT GREY  
20 x 60

ZONE LIGHT GREY  
20 x 60

GROUND GREY  
20 x 60

RIBBON GREY  
19 x 59

GROUND GREY  
60 x 60

270.



GROUND GREY  
60 x 60

271.



MOSAIC GROUND CREAM  
20 x 20

GROUND TORTORA  
20 x 60

272.



273.

GROUND CREAM  
20 x 60

ZERO CREAM  
20 x 60

HOMELAND CREAM  
20 x 60

GROUND TORTORA  
20 x 60

MOSAIC CREAM  
20 x 20

GROUND TORTORA  
60 x 60

274.



275.

276.



277.



278.



279.



280.



GROUND WHITE  
20X60

LM-3125



GROUND CREAM  
20X60

LM-3125



GROUND TORTORA  
20X60

LM-3125




GROUND LIGHT GREY  
20X60

LM-3125



GROUND GREY  
20X60

LM-3125



GROUND WHITE  
30X60

LM-3085



GROUND CREAM  
30X60

LM-3085



GROUND TORTORA  
30X60

LM-3085




GROUND LIGHT GREY  
30X60

LM-3085



GROUND GREY  
30X60

LM-3085




GROUND WHITE  
60X60  
59,2X59,2 RET.  
45X45

LM-3350

LM-3440

LM-3045



GROUND CREAM  
60X60  
59,2X59,2 RET.  
45X45

LM-3350

LM-3440

LM-3045



GROUND TORTORA  
60X60  
59,2X59,2 RET.  
45X45

LM-3350

LM-3440

LM-3045



GROUND LIGHT GREY  
60X60  
59,2X59,2 RET.  
45X45

LM-3350

LM-3440

LM-3045



GROUND GREY  
60X60  
59,2X59,2 RET.  
45X45

LM-3350

LM-3440

LM-3045



RODAPÉ GROUND

8X60

8X59,2 RET.

8X45

P-6090

P-6090

P-6050



GROUND 20MM CREAM AS  
60X60  
59,5X59,5 RET.

LM-3635

LM-3695



GROUND 20MM TORTORA AS  
60X60  
59,5X59,5 RET.

LM-3635

LM-3695



GROUND 20MM LIGHT GREY AS  
60X60  
59,5X59,5 RET.

LM-3635

LM-3695






GROUND 20MM GREY AS  
60X60  
59,5X59,5 RET.

LM-3635

LM-3695



281.





284.



**HOMELAND WHITE**  
20X60

LM-3280



**HOMELAND CREAM**  
20X60

LM-3280



**HOMELAND TORTORA**  
20X60


LM-3280



**OFFSHORE WHITE**  
60X60  
59,2X59,2 RET.

LM-3410

LM-3490



**OFFSHORE CREAM**  
60X60  
59,2X59,2 RET.

LM-3410


LM-3490



**OFFSHORE TORTORA**  
60X60  
59,2X59,2 RET.

LM-3410

LM-3490



**HOMELAND \***

EXEMPLO DE COMPOSIÇÃO COM 12 PEÇAS  
EXAMPLE OF 12 PIECES COMPOSITION  
EXEMPLE DE COMPOSITION AVEC 12 PIÈCES  
BEISPIEL EINER KOMPOSITION MIT 12 STÜCKEN  
ПРИМЕР КОМПОЗИЦИИ ИЗ 12 ШТУК  
ESEMPIO DI COMPOSIZIONE CON 12 PEZZI

\* OS DIFERENTES DESENHOS SÃO EMBALADOS ALEATORIAMENTE.  
THE AVAILABLE PATTERNS ARE PACKED RANDOMLY.  
LES DIFFÉRENTS MOTIFS SONT EMBALLÉS ALÉATOIREMENT.  
DIE VERSCHIEDENEN GRAFIKEN SIND ALEATORISCH EINGEPACKT.  
РАЗЛИЧНЫЕ ДИЗАЙНЫ УПАКОВАНЫ В СЛУЧАЙНОМ ПОРЯДКЕ  
I DIVERSI MOTIVI SONO IMBALLATI IN MODO CASUALE.

285.



**HOMELAND LIGHT GREY**  
20X60

LM-3280



**HOMELAND GREY**  
20X60

LM-3280



**OFFSHORE LIGHT GREY**  
60X60  
59,2X59,2 RET.

LM-3410


LM-3490



**OFFSHORE GREY**  
60X60  
59,2X59,2 RET.

LM-3410

LM-3490



**OFFSHORE \***

EXEMPLO DE COMPOSIÇÃO COM 10 PEÇAS  
EXAMPLE OF 10 PIECES COMPOSITION  
EXEMPLE DE COMPOSITION AVEC 10 PIÈCES  
BEISPIEL EINER KOMPOSITION MIT 10 STÜCKEN  
ПРИМЕР КОМПОЗИЦИИ ИЗ 10 ШТУК  
ESEMPIO DI COMPOSIZIONE CON 10 PEZZI



**ZONE WHITE**  
20X60 P-6220



**BARRA ZONE WHITE**  
5X60 P-6120



**GLOBE WHITE**  
20X60 P-6220



**ROOTS WHITE**  
20X60 P-6230



**MOSAIC GROUND WHITE**  
20X20 P-6190




**MOSAIC GROUND CREAM**  
20X20 P-6190




**ZONE CREAM**  
20X60 P-6220



**BARRA ZONE CREAM**  
5X60 P-6120



**GLOBE CREAM**  
20X60 P-6220



**ROOTS CREAM**  
20X60 P-6230



**MOSAIC GROUND TORTORA**  
20X20 P-6190



**MOSAIC GROUND LIGHT GREY**  
20X20 P-6190



**MOSAIC GROUND GREY**  
20X20 P-6190

**BARRA INOX ESCOVADA**  
1X300 P-6570



**MOSAIC PLUS WHITE**  
20X20 P-6220



**MOSAIC PLUS CREAM**  
20X20 P-6220



**MOSAIC PLUS TORTORA**  
20X20 P-6220



**MOSAIC PLUS LIGHT GREY**  
20X20 P-6220



**MOSAIC PLUS GREY**  
20X20 P-6220



**BARRA FOCUS WHITE**  
5X30 P-6120

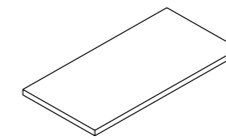


**BARRA FOCUS LIGHT GREY**  
5X30 P-6120



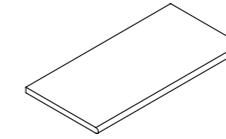
**BARRA FOCUS GREY**  
5X30 P-6120

PEÇAS ESPECIAIS 20MM - SPECIAL PIECES 20MM - PIÈCES SPÉCIALES 20MM - SPEZIALTEILE 20MM  
СПЕЦИАЛЬНЫЕ ДЕКОРАТИВНЫЕ ЭЛЕМЕНТЫ 20MM - PEZZI SPECIALI 20MM



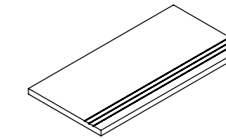
Base  
Straight edge  
Margelle  
Stufenplatte  
Ступень базовая  
Gradino costa retta

30x60 20MM AS P-6340  
29,65x59,5 RET. 20MM AS P-6340



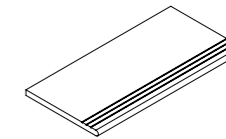
Base boleada  
Bullnose  
Margelle arrondie  
Stufenplatte abgerundet  
Ступень с закругленной фаской  
Gradino costa toro

30x60 20MM AS P-6520  
29,65x59,5 RET. 20MM AS P-6520



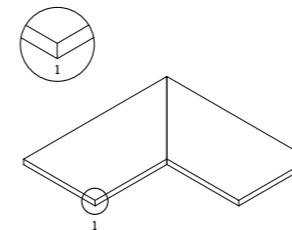
Base sulcada  
Straight edge Grooved  
Margelle sillonnée  
Rillenstufe  
Ступень с насечками  
Gradino costa retta scanalato

30x60 20MM AS P-6350  
29,65x59,5 RET. 20MM AS P-6350



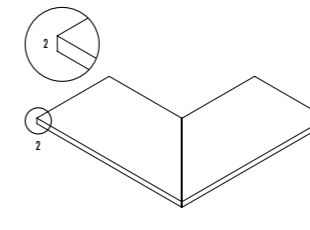
Base sulcada boleada  
Bullnose Grooved  
Margelle sillonnée arrondie  
Rillenstufe gerundet  
Ступень с насечками и с закругленной фаской  
Gradino costa toro scanalato

30x60 20MM AS P-6530  
29,65x59,5 RET. 20MM AS P-6530



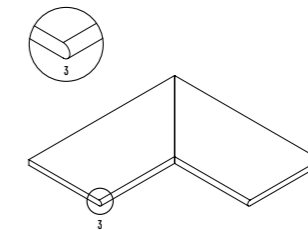
Cantos interiores  
Straight edge corners  
Margelles angle droit  
Eckstufe  
Внутренний угол  
Angolo interno

30x60 20MM AS P-6470  
29,65x59,5 RET. 20MM AS P-6470



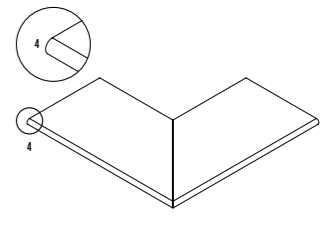
Cantos exteriores  
Straight edge outer  
Angle extérieur  
Eckstufe Außenseite  
Внешний угол  
Angolo esterno

30x60 20MM AS P-6470  
29,65x59,5 RET. 20MM AS P-6470



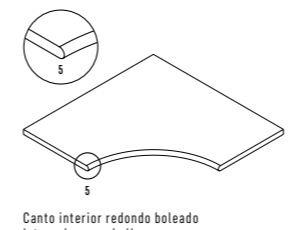
Cantos interiores boleados  
Bullnose inner corners  
Margelles bord intérieur arrondi  
Abgerundete Innenecke (Gärung)  
Внутренний угол с фаской  
Gradini con bordo interno a toro

30x60 20MM AS P-6660  
29,65x59,5 RET. 20MM AS P-6660



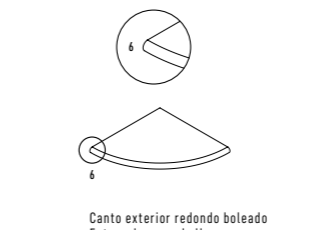
Cantos exteriores boleados  
Bullnose outer corners  
Margelles bord extérieur arrondi  
Abgerundete Aussenecke (Gärung)  
Внешний угол с фаской  
Gradini con bordo esterno a toro

30x60 20MM AS P-6660  
29,65x59,5 RET. 20MM AS P-6660



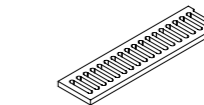
Canto interior redondo boleado  
Internal corner bullnose  
Margelle angle rentrant arrondi  
Abgerundete Innenecke  
Угол внутренний округлый с фаской  
Gradino ad angolo rientrante con toro

60x60 20MM AS P-6690  
59,5x59,5 RET. 20MM AS P-6690



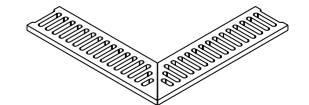
Canto exterior redondo boleado  
External corner bullnose  
Margelle angle sortant arrondi  
Abgerundete Aussenecke  
Угол внешний округлый с фаской  
Gradino ad angolo sporgente con toro

30x30 20MM AS P-6590  
29,65x29,65 RET. 20MM AS P-6590



Grilha  
Overflow grille  
Grille  
Überlauf  
Решетка  
Griglia

15x60 20MM AS P-6630  
15x59,5 RET. 20MM AS P-6630



Cantos grilha  
Overflow corners grille  
Angles grille  
Überlauf Ecke  
Углы решетки  
Griglie ad angolo

15x60 20MM AS P-6740  
15x59,5 RET. 20MM AS P-6740

(vendida ao par | sold per two pieces set | vendu à la paire | paarweise verkauft | Продается в комплекте состоящим из двух штук | venduta a coppie)

288.



PRODUTO COM GRÁFICA E TONALIDADE DIFERENTE  
PRODUCT WITH DIFFERENT GRAPHICS AND SHADES  
PRODUIT AYANT UNE SÉRIGRAPHIE ET UNE TONALITÉ DIFFÉRENTE  
PRODUKT MIT VERSCHIEDENER GRAFIK UND TÖNUNG  
ИЗДЕЛИЯ РАЗЛИЧНОЙ ТЕКСТУРЫ И ОТТЕНКОВ  
PRODOTTO CON GRAFICA E TONALITÀ DIVERSA



PAVIMENTO E REVESTIMENTO COM ACABAMENTO MATE  
MATT FLOOR AND WALL TILES  
FAÏENCES ET CARREAUX SOL EN FINITION MAT  
WANDFLIESEN UND BODENFLIESEN - MATT OBERFLÄCHE  
НАПОЛЬНАЯ И НАСТЕННАЯ ПЛИТКА С МАТОВЫМ ПОКРЫТИЕМ  
PAVIMENTO E REVESTIMENTO CON FINITURA OPACA




60 x 60



30 x 60



45 x 45



TORTORA BEIGE WHITE LIGHT GREY GREY

ANTIDERRAPANTE (DIN 51130)  
ANTI-SLIP (DIN 51130)  
ANTIDÉRAPANT (DIN 51130)  
RUTSCHSICHER (DIN 51130)  
ПРОТИВОСКОЛЬЗЯЩИЙ (DIN 51130)  
ANTISCIVOLO (DIN 51130)




ANTIDERRAPANTE (DIN 51097)  
ANTI-SLIP (DIN 51097)  
ANTIDÉRAPANT (DIN 51097)  
RUTSCHFEST (DIN 51097)  
ПРОТИВОСКОЛЬЗЯЩИЙ (DIN 51097)  
ANTISCIVOLO (DIN 51097)



ANTIDERRAPANTE (BS 7976) ANTI-SLIP (BS 7976)  
ANTIDÉRAPANT (BS 7976)  
RUTSCHFEST (BS 7976)  
ПРОТИВОСКОЛЬЗЯЩИЙ (BS 7976)  
ANTISCIVOLO (BS 7976)



60 x 60



TORTORA BEIGE WHITE LIGHT GREY GREY

290.



291.



292.



293.



ARENA TORTORA  
29,5 x 59,2 RET.

ARENA BEIGE  
59,2 x 59,2 RET.

294.



295.



ARENA LIGHT GREY  
30 x 60

ARENA GREY  
60 x 60 AS

296.



297.



**ARENA TORTORA**  
60X60  
60X60 AS  
59,2X59,2 RET.  
45X45

**ARENA BEIGE**  
LM-3350 60X60  
LM-3440 60X60 AS  
LM-3440 59,2X59,2 RET.  
LM-3160 45X45

**ARENA WHITE**  
LM-3350 60X60  
LM-3440 59,2X59,2 RET.  
LM-3440 45X45  
LM-3160

LM-3350  
LM-3440  
LM-3160



**ARENA LIGHT GREY**  
60X60  
60X60 AS  
59,2X59,2 RET.  
45X45

**ARENA GREY**  
LM-3350 60X60  
LM-3440 60X60 AS  
LM-3440 59,2X59,2 RET.  
LM-3160 45X45

LM-3350  
LM-3440  
LM-3440  
LM-3160



**ARENA TORTORA**  
30X60  
29,5X59,2 RET.

**ARENA BEIGE**  
LM-3280 30X60  
LM-3440 29,5X59,2 RET.

**ARENA WHITE**  
LM-3280 30X60  
LM-3440 29,5X59,2 RET.

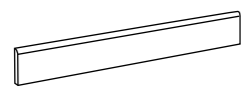
LM-3280  
LM-3440



**ARENA LIGHT GREY**  
30X60  
29,5X59,2 RET.

**ARENA GREY**  
LM-3280 30X60  
LM-3440 29,5X59,2 RET.

LM-3280  
LM-3440



**RODAPÉ ARENA**  
8X60 P-6090  
8X59,2 RET. P-6090  
8X45 P-6050









BRICKS ARENA TORTORA  
15X59,2

P-6270




BRICKS ARENA BEIGE  
15X59,2

P-6270




BRICKS ARENA WHITE  
15X59,2

P-6270




BRICKS ARENA LIGHT GREY  
15X59,2

P-6270



BRICKS ARENA GREY  
15X59,2

P-6270



MOSAIC ARENA TORTORA  
29,5X29,5 P-6290




MOSAIC ARENA BEIGE  
29,5X29,5 P-6290



MOSAIC ARENA WHITE  
29,5X29,5 P-6290



MOSAIC ARENA LIGHT GREY  
29,5X29,5 P-6290



MOSAIC ARENA GREY  
29,5X29,5 P-6290



BARRA ARENA TORTORA  
9,7X29,5 P-6130



BARRA ARENA BEIGE  
9,7X29,5 P-6130



BARRA ARENA WHITE  
9,7X29,5 P-6130



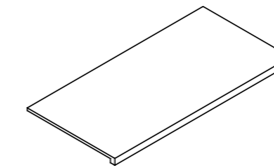
BARRA ARENA LIGHT GREY  
9,7X29,5 P-6130



BARRA ARENA GREY  
9,7X29,5 P-6130



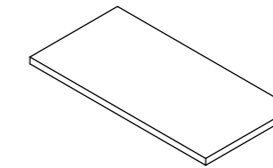
PEÇAS ESPECIAIS - SPECIAL PIECES - PIÈCES SPÉCIALES - SPEZIALTEILE  
СПЕЦИАЛЬНЫЕ ДЕКОРАТИВНЫЕ ЭЛЕМЕНТЫ - PEZZI SPECIALI



Degrau Espessurado  
Step extra fluted  
Nez de marche forte épaisseur  
Massive stufenplatte  
Ступень утолщенная  
Gradino spessorato

29,5x59,2 RET.

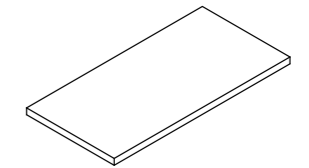
P-6560



Degrau Espessurado Canto Dir.  
Step extra thick right corner  
Nez de marche forte épaisseur Angle droit  
cke rechts Massive Stufenplatte  
Угловая ступень утолщенная (правый угол)  
Angolo destro gradino spessorato

29,5x59,2 RET.

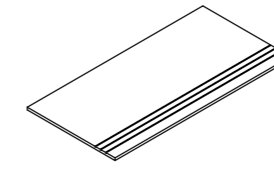
P-6630



Degrau Espessurado Canto Esq.  
Step extra thick left corner  
Nez de marche forte épaisseur Angle gauche  
Ecke links Massive Stufenplatte  
Угловая ступень утолщенная (левый угол)  
Angolo sinistro gradino spessorato

29,5x59,2 RET.

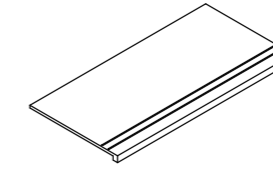
P-6630



Degrau Sulcado  
Step/Tread Grooved  
Nez de Marche Creusé  
Stufenplatte Mit Rillen  
Ступень с насечками  
Gradino con solchi

29,5x59,2 RET.  
30X60

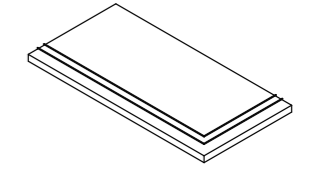
P-6350  
P-6350



Degrau Espessurado Inox  
Step extra thick inox  
Nez de marche forte épaisseur inox  
Massive stufenplatte inox  
Ступень утолщенная с металлическими вставками  
Gradino spessorato inox

29,5x59,2 RET.

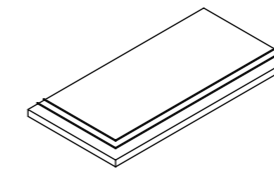
P-6580



Degrau Espessurado Canto Dir. Inox  
Step extra thick right corner Inox  
Nez de marche forte épaisseur Angle droit Inox  
Ecke rechts Massive Stufenplatte Inox  
угловая утолщенная ступень с металлическими вставками (правый угол)  
Angolo destro gradino spessorato inox

29,5x59,2 RET.

P-6650



Degrau Espessurado Canto Esq. Inox  
Step extra thick left corner Inox  
Nez de marche forte épaisseur Angle gauche Inox  
Ecke links Massive Stufenplatte Inox  
угловая утолщенная ступень с металлическими вставками (левый угол)  
Angolo sinistro gradino spessorato inox

29,5x59,2 RET.

P-6650

302.



PRODUTO COM GRÁFICA E TONALIDADE DIFERENTE  
 PRODUCT WITH DIFFERENT GRAPHICS AND SHADES  
 PRODUIT AYANT UNE SÉRIGRAPHIE ET UNE TONALITÉ DIFFÉRENTE  
 PRODUKT MIT VERSCHIEDENER GRAFIK UND TÖNUNG  
 ИЗДЕЛИЯ РАЗЛИЧНОЙ ТЕКСТУРЫ И ОТТЕНКОВ  
 PRODOTTO CON GRAFICA E TONALITÀ DIVERSA



PAVIMENTO COM ACABAMENTO MATE  
 MATT FLOOR TILES  
 CARREAUX SOL EN FINITION MAT  
 BODENFLIESEN - MATT OBERFLÄCHE  
 НАПОЛЬНАЯ ПЛИТКА С МАТОВЫМ ПОКРЫТИЕМ  
 PAVIMENTO CON FINITURA OPACA



50 x 50



**BLEND DARK GREY**  
50 x 50 RET.

**BLEND WHITE**  
50 x 50 RET.

304.



BLEND BEIGE  
50 x 50 RET.

305.




BLEND LIGHT GREY  
50 x 50 RET.

306.




**BLEND BEIGE**  
51X51  
50X50 RET.

LM-3140  
LM-3240



**BLEND TORTORA**  
51X51  
50X50 RET.

LM-3140  
LM-3240



**BLEND BROWN**  
51X51  
50X50 RET.

LM-3140  
LM-3240



**BLEND GREEN**  
51X51  
50X50 RET.

LM-3140  
LM-3240



**TIRA BLEND BEIGE**  
5X50

P-6020



**TACO BLEND BEIGE**  
5X5

P-6010



**TIRA BLEND TORTORA**  
5X50

P-6020



**TACO BLEND TORTORA**  
5X5

P-6010



**TIRA BLEND BROWN**  
5X50

P-6020



**TACO BLEND BROWN**  
5X5


P-6010



**RODAPÉ BLEND**  
8X51  
8X50 RET.

P-6050  
P-6050

307.



**BLEND WHITE**  
51X51  
50X50 RET.

LM-3140  
LM-3240




**BLEND LIGHT GREY**  
51X51  
50X50 RET.

LM-3140  
LM-3240



**BLEND GREY**  
51X51  
50X50 RET.

LM-3140  
LM-3240




**BLEND DARK GREY**  
51X51  
50X50 RET.

LM-3140  
LM-3240



**MOSAIC BLEND WHITE**  
24,9X24,9 (2,9X2,9)  
P-6160




**MOSAIC BLEND LIGHT GREY**  
24,9X24,9 (2,9X2,9)  
P-6160



**MOSAIC BLEND GREY**  
24,9X24,9 (2,9X2,9)  
P-6160



**MOSAIC BLEND DARK GREY**  
24,9X24,9 (2,9X2,9)  
P-6160



**MOSAIC BLEND BROWN**  
24,9X24,9 (2,9X2,9)  
P-6160



**MOSAIC BLEND TORTORA**  
24,9X24,9 (2,9X2,9)  
P-6160



**MOSAIC BLEND BEIGE**  
24,9X24,9 (2,9X2,9)  
P-6160



**MOSAIC BLEND GREEN**  
24,9X24,9 (2,9X2,9)  
P-6160



308.



PRODUTO COM GRÁFICA E TONALIDADE DIFERENTE  
PRODUCT WITH DIFFERENT GRAPHICS AND SHADES  
PRODUIT AYANT UNE SÉRIGRAPHIE ET UNE TONALITÉ DIFFÉRENTE  
PRODUKT MIT VERSCHIEDENER GRAFIK UND TÖNUNG  
ИЗДЕЛИЯ РАЗЛИЧНОЙ ТЕКСТУРЫ И ОТТЕНКОВ  
PRODOTTO CON GRAFICA E TONALITÀ DIVERSA



PAVIMENTO E REVESTIMENTO COM ACABAMENTO MATE  
MATT FLOOR AND WALL TILES  
FAÏENCES ET CARREAUX SOL EN FINITION MAT  
WANDFLIESEN UND BODENFLIESEN - MATT OBERFLÄCHE  
НАПОЛЬНАЯ И НАСТЕННАЯ ПЛИТКА С МАТОВЫМ ПОКРЫТИЕМ  
PAVIMENTO E RIVESTIMENTO CON FINITURA OPACA



60 x 60



30 x 60



30 x 60



45 x 45



WHITE TORTORA LIGHT GREY GREY ANTRACITE

PLACE WHITE  
29,5 x 59,2 RET.

PLACE TORTORA  
59,2 x 59,2 RET.

310.



PLACE TORTORA  
29,5 x 59,2 RET.

PLACE TORTORA  
59,2 x 59,2 RET.

311.



PLACE LIGHT GREY  
29,5 x 59,2 RET.

PLACE GREY  
59,2 x 59,2 RET.

312.



313.



PLACE GREY  
29,5 x 59,2 RET.

ANTRACITE BRICKS  
29,5 x 46,5 RET.

PLACE ANTRACITE  
59,2 x 59,2 RET.

314.



PLACE WHITE  
31,4X61,2  
29,5X59,2 RET. LM-3280 LM-3440



PLACE TORTORA  
31,4X61,2  
29,5X59,2 RET. LM-3280 LM-3440



PLACE LIGHT GREY  
31,4X61,2  
29,5X59,2 RET. LM-3280 LM-3440



PLACE WHITE  
60X60  
59,2X59,2 RET. LM-3350 LM-3440 LM-3160




PLACE TORTORA  
60X60  
59,2X59,2 RET. LM-3350 LM-3440 LM-3160



PLACE LIGHT GREY  
60X60  
59,2X59,2 RET. LM-3350 LM-3440 LM-3160



PLACE WHITE PRÉ-CORTE  
29,5X59,2 RET. P-6270



PLACE TORTORA PRÉ-CORTE  
29,5X59,2 RET. P-6270



PLACE LIGHT GREY PRÉ-CORTE  
29,5X59,2 RET. P-6270



WHITE BRICKS  
29,5X46,5 P-6350



TORTORA BRICKS  
29,5X46,5 P-6350



LIGHT GREY BRICKS  
29,5X46,5 P-6350



TACO PLACE WHITE  
5X5 P-6010



TIRA PLACE TORTORA  
5X5 P-6060



TACO PLACE LIGHT GREY  
5X5 P-6010

315.



PLACE GREY  
31,4X61,2  
29,5X59,2 RET. LM-3280 LM-3440



PLACE ANTRACITE  
31,4X61,2  
29,5X59,2 RET. LM-3280 LM-3440



PLACE GREY  
60X60  
59,2X59,2 RET. LM-3350 LM-3440 LM-3160



PLACE ANTRACITE  
60X60  
59,2X59,2 RET. LM-3350 LM-3440 LM-3160




PLACE GREY PRÉ-CORTE  
29,5X59,2 RET. P-6270




PLACE ANTRACITE PRÉ-CORTE  
29,5X59,2 RET. P-6270



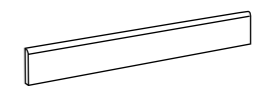
GREY BRICKS  
29,5X46,5 P-6350



ANTRACITE BRICKS  
29,5X46,5 P-6350



TIRA PLACE GREY  
5X5 P-6060



RODAPÉ PLACE  
10X60 P-6090  
9,5X59,2 RET. P-6090  
8X45 P-6050



316.



PRODUTO COM GRÁFICA E TONALIDADE DIFERENTE  
PRODUCT WITH DIFFERENT GRAPHICS AND SHADES  
PRODUIT AYANT UNE SÉRIGRAPHIE ET UNE TONALITÉ DIFFÉRENTE  
PRODUKT MIT VERSCHIEDENER GRAFIK UND TÖNUNG  
ИЗДЕЛИЯ РАЗЛИЧНОЙ ТЕКСТУРЫ И ОТТЕНКОВ  
PRODOTTO CON GRAFICA E TONALITÀ DIVERSA



PAVIMENTO E REVESTIMENTO COM ACABAMENTO MATE  
MATT FLOOR AND WALL TILES  
FAÏENCES ET CARREAUX SOL EN FINITION MAT  
WANDFLIESEN UND BODENFLIESEN - MATT OBERFLÄCHE  
НАПОЛЬНАЯ И НАСТЕННАЯ ПЛИТКА С МАТОВЫМ ПОКРЫТИЕМ  
PAVIMENTO E RIVESTIMENTO CON FINITURA OPACA



15 x 75



ANTIDERRAPANTE (DIN 51130)  
ANTI-SLIP (DIN 51130)  
ANTIDÉRAPANT (DIN 51130)  
RUTSCHSICHER (DIN 51130)  
ПРОТИВОСКОЛЬЗЯЩИЙ (DIN 51130)  
ANTISCIVOLO (DIN 51130)



ANTIDERRAPANTE (DIN 51097)  
ANTI-SLIP (DIN 51097)  
ANTIDÉRAPANT (DIN 51097)  
RUTSCHFEST (DIN 51097)  
ПРОТИВОСКОЛЬЗЯЩИЙ (DIN 51097)  
ANTISCIVOLO (DIN 51097)



ANTIDERRAPANTE (BS 7976)  
ANTI-SLIP (BS 7976)  
ANTIDÉRAPANT (BS 7976)  
RUTSCHFEST (BS 7976)  
ПРОТИВОСКОЛЬЗЯЩИЙ (BS 7976)  
ANTISCIVOLO (BS 7976)



15 x 75



TREE WHITE  
15 x 75

TREE WHITE AS  
15 x 75

318.



319.



ESSENTIA CRUSTY TORTORA  
35 x 100 RET.

TREE BROWN  
15 x 75

320.



321.



NEST WHITE  
35 x 100 RET.

TREE TORTORA  
15 x 75

322.



323.



324.



325.



TREE TORTORA AS  
15 x 75

TREE TORTORA  
15 x 75


326.



327.



TREE WHITE  
15X75 LM-3320



TREE WHITE AS  
15X75 LM-3370



TREE BEIGE  
15X75 LM-3320



TREE BEIGE AS  
15X75 LM-3370



TREE TORTORA  
15X75 LM-3320



TREE TORTORA AS  
15X75 LM-3370



TREE BROWN  
15X75 LM-3320




TREE BROWN AS  
15X75 LM-3370




RODAPÉ TREE  
7X75 P-6070




MOSAIC TREE WHITE  
30,4X30,4 (4,9X4,9) P-6220



MOSAIC TREE BEIGE  
30,4X30,4 (4,9X4,9) P-6220



MOSAIC TREE TORTORA  
30,4X30,4 (4,9X4,9) P-6220




MOSAIC TREE BROWN  
30,4X30,4 (4,9X4,9) P-6220




MOSAIC CROSS WHITE  
37,4X37,4 P-6410



MOSAIC CROSS BEIGE  
37,4X37,4 P-6410




MOSAIC CROSS TORTORA  
37,4X37,4 P-6410




MOSAIC CROSS BROWN  
37,4X37,4 P-6410

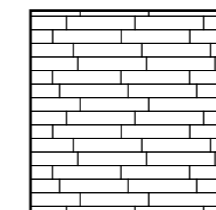
SUGESTÕES DE APLICAÇÃO · LAYING SUGGESTIONS  
SUGGESTIONS DE POSE · ANWENDUNGSVORSCHLÄGE  
СОВЕТЫ ПО УКЛАДКЕ · SUGGERIMENTI DI POSA



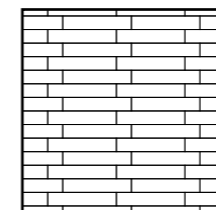
PÁG 324-325



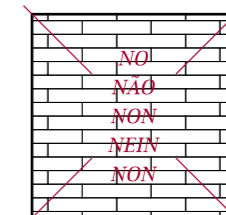
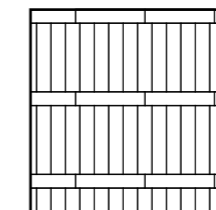
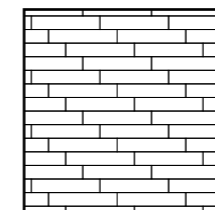
PÁG 322-323



PÁG 316-317



PÁG 318-319



330.



**WILDWOOD BEIGE**  
15 x 75


PRODUTO COM GRÁFICA E TONALIDADE DIFERENTE  
PRODUCT WITH DIFFERENT GRAPHICS AND SHADES  
PRODUIT AYANT UNE SÉRIGRAPHIE ET UNE TONALITÉ DIFFÉRENTE  
PRODUKT MIT VERSCHIEDENER GRAFIK UND TÖNUNG  
ИЗДЕЛИЯ РАЗЛИЧНОЙ ТЕКСТУРЫ И ОТТЕНКОВ  
PRODOTTO CON GRAFICA E TONALITÀ DIVERSA



PAVIMENTO E REVESTIMENTO COM ACABAMENTO MATE  
MATT FLOOR AND WALL TILES  
FAÏENCES ET CARREAUX SOL EN FINITION MAT  
WANDFLIESEN UND BODENFLIESEN - MATT OBERFLÄCHE  
НАПОЛЬНАЯ И НАСТЕННАЯ ПЛИТКА С МАТОВЫМ ПОКРЫТИЕМ  
PAVIMENTO E RIVESTIMENTO CON FINITURA OPACA



15 x 75



WHITE BEIGE TORTORA LIGHT GREY GREY

ANTIDERRAPANTE (DIN 51130)  
ANTI-SLIP (DIN 51130)  
ANTIDÉRAPANT (DIN 51130)  
RUTSCHSICHER (DIN 51130)  
ПРОТИВОСКОЛЬЗЯЩИЙ (DIN 51130)  
ANTISCIVOLO (DIN 51130)




ANTIDERRAPANTE (DIN 51097)  
ANTI-SLIP (DIN 51097)  
ANTIDÉRAPANT (DIN 51097)  
RUTSCHFEST (DIN 51097)  
ПРОТИВОСКОЛЬЗЯЩИЙ (DIN 51097)  
ANTISCIVOLO (DIN 51097)



ANTIDERRAPANTE (BS 7976)  
ANTI-SLIP (BS 7976)  
ANTIDÉRAPANT (BS 7976)  
RUTSCHFEST (BS 7976)  
ПРОТИВОСКОЛЬЗЯЩИЙ (BS 7976)  
ANTISCIVOLO (BS 7976)



15 x 75



WHITE BEIGE TORTORA LIGHT GREY GREY

ANTIDERRAPANTE (DIN 51130)  
ANTI-SLIP (DIN 51130)  
ANTIDÉRAPANT (DIN 51130)  
RUTSCHSICHER (DIN 51130)  
ПРОТИВОСКОЛЬЗЯЩИЙ (DIN 51130)  
ANTISCIVOLO (DIN 51130)




ANTIDERRAPANTE (DIN 51097)  
ANTI-SLIP (DIN 51097)  
ANTIDÉRAPANT (DIN 51097)  
RUTSCHFEST (DIN 51097)  
ПРОТИВОСКОЛЬЗЯЩИЙ (DIN 51097)  
ANTISCIVOLO (DIN 51097)



ANTIDERRAPANTE (BS 7976)  
ANTI-SLIP (BS 7976)  
ANTIDÉRAPANT (BS 7976)  
RUTSCHFEST (BS 7976)  
ПРОТИВОСКОЛЬЗЯЩИЙ (BS 7976)  
ANTISCIVOLO (BS 7976)



60 x 60



TORTORA LIGHT GREY GREY



332.



LOFT GREY  
30 x 60 RET.

WILDWOOD WHITE  
15 x 75

333.



WILDWOOD GREY  
15 x 75

334.



335.



WILDWOOD TORTORA  
15 x 75

TORTORA GLADE  
15 x 75

336.



337.

338.



339.



340.



WILDWOOD WHITE  
15X75 LM-3320



WHITE GLADE  
15X75 LM-3390



WILDWOOD BEIGE  
15X75 LM-3320




BEIGE GLADE  
15X75 LM-3390




WILDWOOD TORTORA  
15X75 LM-3320



TORTORA GLADE  
15X75 LM-3390



WILDWOOD LIGHT GREY  
15X75 LM-3320



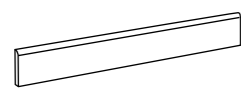
LIGHT GREY GLADE  
15X75 LM-3390



WILDWOOD GREY  
15X75 LM-3320



GREY GLADE  
15X75 LM-3390



RODAPÉ WILDWOOD  
7X75 P-6070

GLADE

EXEMPLO DE COMPOSIÇÃO COM 7 PEÇAS  
EXAMPLE OF 7 PIECES COMPOSITION  
EXEMPLE DE COMPOSITION AVEC 7 PIÈCES  
BEISPIEL EINER KOMPOSITION MIT 7 STÜCKEN  
ПРИМЕР КОМПОЗИЦИИ ИЗ 7 ШТУК  
ESEMPIO DI COMPOSIZIONE CON 7 PEZZI



OS DIFERENTES DESENHOS SÃO EMBALADOS ALEATORIAMENTE.  
THE AVAILABLE PATTERNS ARE PACKED RANDOMLY.  
LES DIFFÉRENTS MOTIFS SONT EMBALLÉS ALÉATOIREMENT.  
DIE VERSCHIEDENEN GRAFIKEN SIND ALEATORISCH EINGEPACKT.  
РАЗЛИЧНЫЕ ДИЗАЙНЫ УПАКОВАНЫ В СЛУЧАЙНОМ ПОРЯДКЕ  
I DIVERSI MOTIVI SONO IMBALLATI IN MODO CASUALE.


341.



BRICKS WHITE  
15X63 P-6240




WILDWOOD WHITE AS  
15X75 LM-3370



BRICKS BEIGE  
15X63 P-6240



WILDWOOD BEIGE AS  
15X75 LM-3370



BRICKS TORTORA  
15X63 P-6240



WILDWOOD TORTORA AS  
15X75 LM-3370



BRICKS LIGHT GREY  
15X63 P-6240



WILDWOOD LIGHT GREY AS  
15X75 LM-3370




BRICKS GREY  
15X63 P-6240




WILDWOOD GREY AS  
15X75 LM-3370

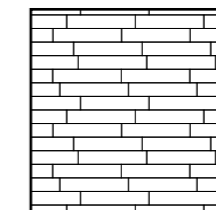
SUGESTÕES DE APLICAÇÃO · LAYING SUGGESTIONS  
SUGGESTIONS DE POSE · ANWENDUNGSVORSCHLÄGE  
СОВЕТЫ ПО УКЛАДКЕ · SUGGERIMENTI DI POSA



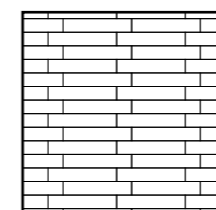
PÁG 332



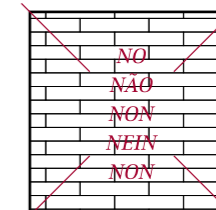

PÁG 333



PÁG 336-337



PÁG 334-335



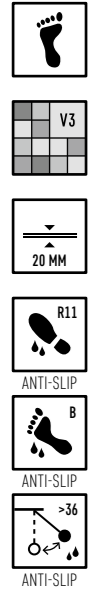
ANTI-SLIP



ANTI-SLIP



ANTI-SLIP



**WILDWOOD 20MM TORTORA AS**  
60X60  
59,5X59,5 RET.

LM-3635  
LM-3695



**WILDWOOD 20MM LIGHT GREY AS**  
60X60  
59,5X59,5 RET.

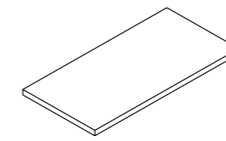
LM-3635  
LM-3695



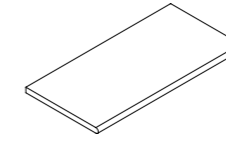
**WILDWOOD 20MM GREY AS**  
60X60  
59,5X59,5 RET.

LM-3635  
LM-3695

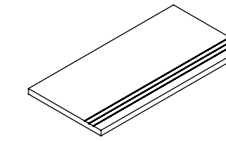
PEÇAS ESPECIAIS 20MM - SPECIAL PIECES 20MM - PIÈCES SPÉCIALES 20MM - SPEZIALTEILE 20MM  
СПЕЦИАЛЬНЫЕ ДЕКОРАТИВНЫЕ ЭЛЕМЕНТЫ 20MM - PEZZI SPECIALI 20MM



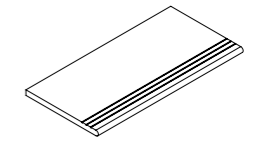
Base  
Straight edge  
Margelle  
Stufenplatte  
Ступень базовая  
Gradino costa retta  
30x60 20MM AS P-6340  
29,65x59,5 RET. 20MM AS P-6340



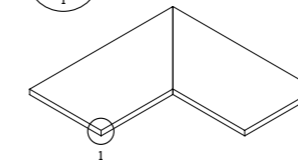
Base boleada  
Bullnose  
Margelle arrondie  
Stufenplatte abgerundet  
Ступень с закругленной фаской  
Gradino costa toro  
30x60 20MM AS P-6520  
29,65x59,5 RET. 20MM AS P-6520



Base sulcada  
Straight edge Grooved  
Margelle sillonnée  
Rillenstufe  
Ступень с насечками  
Gradino costa retta scanalato  
30x60 20MM AS P-6350  
29,65x59,5 RET. 20MM AS P-6350

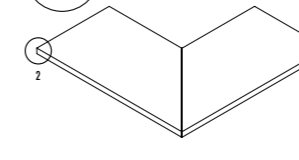


Base sulcada boleada  
Bullnose Grooved  
Margelle sillonnée arrondie  
Rillenstufe gerundet  
Ступень с насечками и с закругленной фаской  
Gradino costa toro scanalato  
30x60 20MM AS P-6530  
29,65x59,5 RET. 20MM AS P-6530



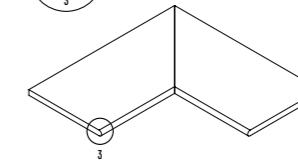
Cantos interiores  
Straight edge corners  
Margelles angle droit  
Eckstufe  
Внутренний угол  
Angolo interno  
30x60 20MM AS P-6470  
29,65x59,5 RET. 20MM AS P-6470

(vendida ao par | sold per two pieces set | vendu à la paire | paarweise verkauft | Продаётся в комплекте состоящим из двух штук | venduta a coppie)



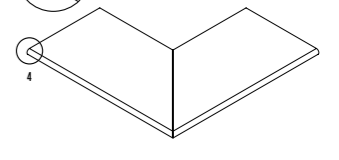
Cantos exteriores  
Straight edge outer  
Angle extérieur  
Eckstufe Außenseite  
Внешний угол  
Angolo esterno  
30x60 20MM AS P-6470  
29,65x59,5 RET. 20MM AS P-6470

(vendida ao par | sold per two pieces set | vendu à la paire | paarweise verkauft | Продаётся в комплекте состоящим из двух штук | venduta a coppie)



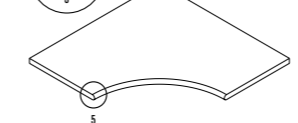
Cantos interiores boleados  
Bullnose inner corners  
Margelles bord intérieur arrondi  
Abgerundete Innenecke (Gärung)  
Внутренний угол с фаской  
Gradini con bordo interno a toro  
30x60 20MM AS P-6660  
29,65x59,5 RET. 20MM AS P-6660

(vendida ao par | sold per two pieces set | vendu à la paire | paarweise verkauft | Продаётся в комплекте состоящим из двух штук | venduta a coppie)



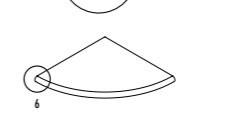
Cantos exteriores boleados  
Bullnose outer corners  
Margelles bord extérieur arrondi  
Abgerundete Aussenecke (Gärung)  
Внешний угол с фаской  
Gradini con bordo esterno a toro  
30x60 20MM AS P-6660  
29,65x59,5 RET. 20MM AS P-6660

(vendida ao par | sold per two pieces set | vendu à la paire | paarweise verkauft | Продаётся в комплекте состоящим из двух штук | venduta a coppie)



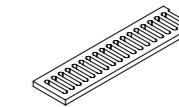
Canto interior redondo boleado  
Internal corner bullnose  
Margelle angle rentrant arrondi  
Abgerundete Innenecke  
Угол внутренний округлый с фаской  
Gradino ad angolo rientrante con toro  
60x60 20MM AS P-6690  
59,5x59,5 RET. 20MM AS P-6690

(vendida ao par | sold per two pieces set | vendu à la paire | paarweise verkauft | Продаётся в комплекте состоящим из двух штук | venduta a coppie)

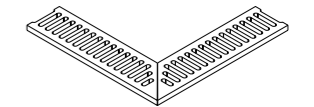


Canto exterior redondo boleado  
External corner bullnose  
Margelle angle sortant arrondi  
Abgerundete Aussenecke  
Угол внешний округлый с фаской  
Gradino ad angolo sporgente con toro  
30x30 20MM AS P-6590  
29,65x29,65 RET. 20MM AS P-6590

(vendida ao par | sold per two pieces set | vendu à la paire | paarweise verkauft | Продаётся в комплекте состоящим из двух штук | venduta a coppie)



Grilha  
Overflow grille  
Grille  
Überlauf  
Решетка  
Griglia  
15x60 20MM AS P-6630  
15x59,5 RET. 20MM AS P-6630



Cantos grilha  
Overflow corners grille  
Angles grille  
Überlauf Ecke  
Углы решетки  
Griglie ad angolo  
15x60 20MM AS P-6740  
15x59,5 RET. 20MM AS P-6740

(vendida ao par | sold per two pieces set | vendu à la paire | paarweise verkauft | Продаётся в комплекте состоящим из двух штук | venduta a coppie)

344.




PRODUTO COM GRÁFICA E TONALIDADE DIFERENTE  
PRODUCT WITH DIFFERENT GRAPHICS AND SHADES  
PRODUIT AYANT UNE SÉRIGRAPHIE ET UNE TONALITÉ DIFFÉRENTE  
PRODUKT MIT VERSCHIEDENER GRAFIK UND TÖNUNG  
ИЗДЕЛИЯ РАЗЛИЧНОЙ ТЕКСТУРЫ И ОТТЕНКОВ  
PRODOTTO CON GRAFICA E TONALITÀ DIVERSA



PAVIMENTO E REVESTIMENTO COM ACABAMENTO MATE  
MATT FLOOR AND WALL TILES  
FAÏENCES ET CARREAUX SOL EN FINITION MAT  
WANDFLIESEN UND BODENFLIESEN - MATT OBERFLÄCHE  
НАПОЛЬНАЯ И НАСТЕННАЯ ПЛИТКА С МАТОВЫМ ПОКРЫТИЕМ  
PAVIMENTO E RIVESTIMENTO CON FINITURA OPACA



15 x 75



WHITE BEIGE BROWN TORTORA GREY

ANTIDERRAPANTE (DIN 51130)  
ANTI-SLIP (DIN 51130)  
ANTIDÉRAPANT (DIN 51130)  
RUTSCHSICHER (DIN 51130)  
ПРОТИВОСКОЛЬЗЯЩИЙ (DIN 51130)  
ANTISCIVOLO (DIN 51130)




ANTIDERRAPANTE (DIN 51097)  
ANTI-SLIP (DIN 51097)  
ANTIDÉRAPANT (DIN 51097)  
RUTSCHFEST (DIN 51097)  
ПРОТИВОСКОЛЬЗЯЩИЙ (DIN 51097)  
ANTISCIVOLO (DIN 51097)



ANTIDERRAPANTE (BS 7976)  
ANTI-SLIP (BS 7976)  
ANTIDÉRAPANT (BS 7976)  
RUTSCHFEST (BS 7976)  
ПРОТИВОСКОЛЬЗЯЩИЙ (BS 7976)  
ANTISCIVOLO (BS 7976)



15 x 75



WHITE BEIGE BROWN TORTORA GREY

346.



FUSION BEIGE  
15 x 75

347.



FUSION BROWN  
15 x 75



348.



349.



350.



FUSION WHITE  
15X75 LM-3320



LOTUS WHITE PRÉ-CORTE  
15X75 STOCK OFF LM-3630



FUSION BEIGE  
15X75 LM-3320



LOTUS BEIGE PRÉ-CORTE  
15X75 STOCK OFF LM-3630



FUSION BROWN  
15X75 LM-3320



LOTUS BROWN PRÉ-CORTE  
15X75 STOCK OFF LM-3630



FUSION TORTORA  
15X75 LM-3320



LOTUS TORTORA PRÉ-CORTE  
15X75 STOCK OFF LM-3630



FUSION GREY  
15X75 LM-3320



LOTUS GREY PRÉ-CORTE  
15X75 STOCK OFF LM-3630

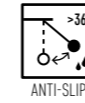



RODAPÉ FUSION  
8X50 P-6050

LOTUS

EXEMPLO DE COMPOSIÇÃO COM 3 PEÇAS  
EXAMPLE OF 3 PIECES COMPOSITION  
EXEMPLE DE COMPOSITION AVEC 3 PIÈCES  
BEISPIEL EINER KOMPOSITION MIT 3 STÜCKEN  
ПРИМЕР КОМПОЗИЦИИ ИЗ 3 ШТУК  
ESEMPIO DI COMPOSIZIONE CON 3 PEZZI

OS DIFERENTES DESENHOS SÃO EMBALADOS ALEATORIAMENTE.  
THE AVAILABLE PATTERNS ARE PACKED RANDOMLY.  
LES DIFFÉRENTS MOTIFS SONT EMBALLÉS ALÉATOIREMENT.  
DIE VERSCHIEDENEN GRAFIKEN SIND ALEATORISCH EINGEPACKT.  
РАЗЛИЧНЫЕ ДИЗАЙНЫ УПАКОВАНЫ В СЛУЧАЙНОМ ПОРЯДКЕ  
I DIVERSI MOTIVI SONO IMBALLATI IN MODO CASUALE.



FUSION WHITE AS  
15X75 LM-3370



FUSION BEIGE AS  
15X75 LM-3370



FUSION BROWN AS  
15X75 LM-3370



FUSION TORTORA AS  
15X75 LM-3370



FUSION GREY AS  
15X75 LM-3370



INTERFUSION WHITE  
15X37 P-6190



INTERFUSION BEIGE  
15X37 P-6190



INTERFUSION BROWN  
15X37 P-6190



INTERFUSION TORTORA  
15X37 P-6190

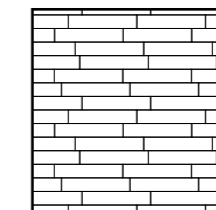

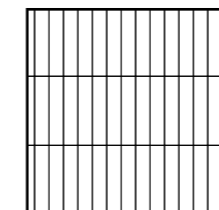


INTERFUSION GREY  
15X37 P-6190

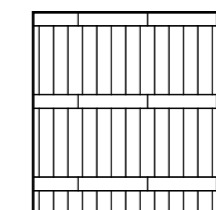

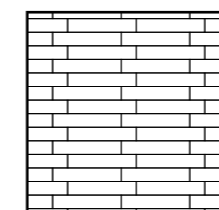
351.



SUGESTÕES DE APLICAÇÃO - LAYING SUGGESTIONS  
SUGGESTIONS DE POSE - ANWENDUNGSVORSCHLÄGE  
СОВЕТЫ ПО УКЛАДКЕ - SUGGERIMENTI DI POSA

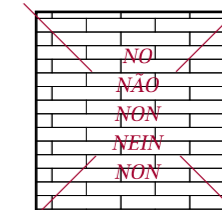


PÁG 344-345



PÁG 346

PÁG 348-349



352.



ANTIDERRAPANTE (DIN 51130)  
ANTI-SLIP (DIN 51130)  
ANTIDÉRAPANT (DIN 51130)  
RUTSCHSICHER (DIN 51130)  
ПРОТИВОСКОЛЬЗЯЩИЙ (DIN 51130)  
ANTISCIVOLO (DIN 51130)




ANTIDERRAPANTE (DIN 51097)  
ANTI-SLIP (DIN 51097)  
ANTIDÉRAPANT (DIN 51097)  
RUTSCHFEST (DIN 51097)  
ПРОТИВОСКОЛЬЗЯЩИЙ (DIN 51097)  
ANTISCIVOLO (DIN 51097)



ANTIDERRAPANTE (BS 7976)  
ANTI-SLIP (BS 7976)  
ANTIDÉRAPANT (BS 7976)  
RUTSCHFEST (BS 7976)  
ПРОТИВОСКОЛЬЗЯЩИЙ (BS 7976)  
ANTISCIVOLO (BS 7976)



60 x 60



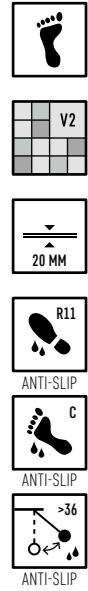
TORTORA



GREY



DARK GREY



AVENUE 20MM TORTORA AS  
60X60  
59,5X59,5 RET.

LM-3635  
LM-3695



AVENUE 20MM GREY AS  
60X60  
59,5X59,5 RET.

LM-3635  
LM-3695

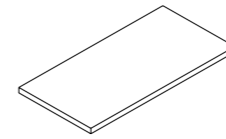


AVENUE 20MM DARK GREY AS  
60X60  
59,5X59,5 RET.

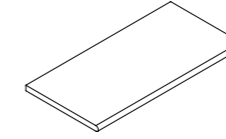
LM-3635  
LM-3695

LM-3635  
LM-3695

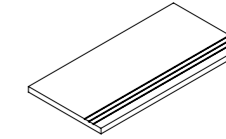
PEÇAS ESPECIAIS 20MM - SPECIAL PIECES 20MM - PIÈCES SPÉCIALES 20MM - SPEZIALTEILE 20MM  
СПЕЦИАЛЬНЫЕ ДЕКОРАТИВНЫЕ ЭЛЕМЕНТЫ 20MM - PEZZI SPECIALI 20MM



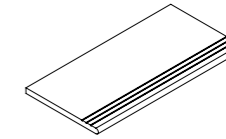
Base  
Straight edge  
Margelle  
Stufenplatte  
Ступень базовая  
Gradino costa retta  
30x60 20MM AS P-6340  
29,65x59,5 RET. 20MM AS P-6340



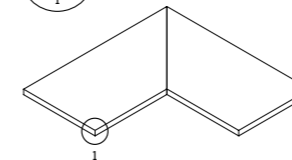
Base boleada  
Bullnose  
Margelle arrondie  
Stufenplatte abgerundet  
Ступень с закругленной фаской  
Gradino costa toro  
30x60 20MM AS P-6520  
29,65x59,5 RET. 20MM AS P-6520



Base sulcada  
Straight edge Grooved  
Margelle sillonnée  
Rillenstufe  
Ступень с насечками  
Gradino costa retta scanalato  
30x60 20MM AS P-6350  
29,65x59,5 RET. 20MM AS P-6350

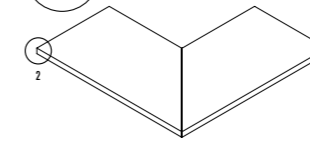


Base sulcada boleada  
Bullnose Grooved  
Margelle sillonnée arrondie  
Rillenstufe gerundet  
Ступень с насечками и с закругленной фаской  
Gradino costa toro scanalato  
30x60 20MM AS P-6530  
29,65x59,5 RET. 20MM AS P-6530



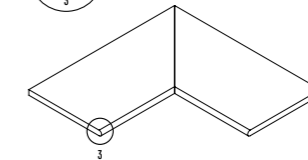
Cantos interiores  
Straight edge corners  
Margelles angle droit  
Eckstufe  
Внутренний угол  
Angolo interno  
30x60 20MM AS P-6470  
29,65x59,5 RET. 20MM AS P-6470

(vendida ao par | sold per two pieces set | vendu à la paire | paarweise verkauft | Продаётся в комплекте состоящим из двух штук | venduta a coppie)



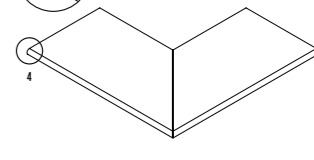
Cantos exteriores  
Straight edge outer  
Angle extérieur  
Eckstufe Außenseite  
Внешний угол  
Angolo esterno  
30x60 20MM AS P-6470  
29,65x59,5 RET. 20MM AS P-6470

(vendida ao par | sold per two pieces set | vendu à la paire | paarweise verkauft | Продаётся в комплекте состоящим из двух штук | venduta a coppie)



Cantos interiores boleados  
Bullnose inner corners  
Margelles bord intérieur arrondi  
Abgerundete Innensecke (Gärung)  
Внутренний угол с фаской  
Gradini con bordo interno a toro  
30x60 20MM AS P-6660  
29,65x59,5 RET. 20MM AS P-6660

(vendida ao par | sold per two pieces set | vendu à la paire | paarweise verkauft | Продаётся в комплекте состоящим из двух штук | venduta a coppie)

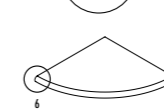


Cantos exteriores boleados  
Bullnose outer corners  
Margelles bord extérieur arrondi  
Abgerundete Aussensecke (Gärung)  
Внешний угол с фаской  
Gradini con bordo esterno a toro  
30x60 20MM AS P-6660  
29,65x59,5 RET. 20MM AS P-6660

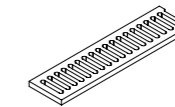
(vendida ao par | sold per two pieces set | vendu à la paire | paarweise verkauft | Продаётся в комплекте состоящим из двух штук | venduta a coppie)



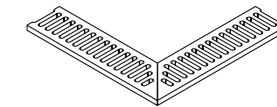
Canto interior redondo boleado  
Internal corner bullnose  
Margelle angle rentrant arrondi  
Abgerundete Innensecke  
Угол внутренний округлый с фаской  
Gradino ad angolo rientrante con toro  
60x60 20MM AS P-6690  
59,5x59,5 RET. 20MM AS P-6690



Canto exterior redondo boleado  
External corner bullnose  
Margelle angle sortant arrondi  
Abgerundete Aussensecke  
Угол внешний округлый с фаской  
Gradino ad angolo sporgente con toro  
30x30 20MM AS P-6590  
29,65x29,65 RET. 20MM AS P-6590



Grilha  
Overflow grille  
Grille  
Überlauf  
Решетка  
Griglia  
15x60 20MM AS P-6630  
15x59,5 RET. 20MM AS P-6630



Cantos grilha  
Overflow corners grille  
Angles grille  
Überlauf Ecke  
Углы решетки  
Griglie ad angolo  
15x60 20MM AS P-6740  
15x59,5 RET. 20MM AS P-6740

(vendida ao par | sold per two pieces set | vendu à la paire | paarweise verkauft | Продаётся в комплекте состоящим из двух штук | venduta a coppie)

356.



PRODUTO COM GRÁFICA E TONALIDADE DIFERENTE  
PRODUCT WITH DIFFERENT GRAPHICS AND SHADES  
PRODUIT AYANT UNE SÉRIGRAPHIE ET UNE TONALITÉ DIFFÉRENTE  
PRODUKT MIT VERSCHIEDENER GRAFIK UND TÖNUNG  
ИЗДЕЛИЯ РАЗЛИЧНОЙ ТЕКСТУРЫ И ОТТЕНКОВ  
PRODOTTO CON GRAFICA E TONALITÀ DIVERSA



ANTIDERRAPANTE (DIN 51130)  
ANTI-SLIP (DIN 51130)  
ANTIDÉRAPANT (DIN 51130)  
RUTSCHSICHER (DIN 51130)  
ПРОТИВОСКОЛЬЗЯЩИЙ (DIN 51130)  
ANTISCIVOLO (DIN 51130)



ANTIDERRAPANTE (BS 7976)  
ANTI-SLIP (BS 7976)  
ANTIDÉRAPANT (BS 7976)  
RUTSCHFEST (BS 7976)  
ПРОТИВОСКОЛЬЗЯЩИЙ (BS 7976)  
ANTISCIVOLO (BS 7976)



50 x 50 33 x 50 33 x 33



ANTIDERRAPANTE (DIN 51130)  
ANTI-SLIP (DIN 51130)  
ANTIDÉRAPANT (DIN 51130)  
RUTSCHSICHER (DIN 51130)  
ПРОТИВОСКОЛЬЗЯЩИЙ (DIN 51130)  
ANTISCIVOLO (DIN 51130)



ANTIDERRAPANTE (DIN 51097)  
ANTI-SLIP (DIN 51097)  
ANTIDÉRAPANT (DIN 51097)  
RUTSCHFEST (DIN 51097)  
ПРОТИВОСКОЛЬЗЯЩИЙ (DIN 51097)  
ANTISCIVOLO (DIN 51097)



ANTIDERRAPANTE (BS 7976)  
ANTI-SLIP (BS 7976)  
ANTIDÉRAPANT (BS 7976)  
RUTSCHFEST (BS 7976)  
ПРОТИВОСКОЛЬЗЯЩИЙ (BS 7976)  
ANTISCIVOLO (BS 7976)



60 x 60



50 x 50 33 x 50 33 x 33



CANYON SAND NATURAL MULTIFORMATO

358.



359.



360.



**CANYON 20MM SAND AS**  
60 x 60

361.




**CANYON 20MM IVORY AS**  
60X60  
59,5X59,5 RET. LM-3635  
LM-3695




**CANYON 20MM SAND AS**  
60X60  
59,5X59,5 RET. LM-3635  
LM-3695



**CANYON 20MM GREY AS**  
60X60  
59,5X59,5 RET. LM-3635  
LM-3695




**CANYON IVORY AS**  
50X50 LM-3420  
33,3X33,3 LM-3240  
**CANYON IVORY NATURAL**  
50X50 LM-3260  
33,3X33,3 LM-3090




**CANYON SAND AS**  
50X50 LM-3420  
33,3X33,3 LM-3240  
**CANYON SAND NATURAL**  
50X50 LM-3260  
33,3X33,3 LM-3090



**CANYON GREY AS**  
50X50 LM-3420  
33,3X33,3 LM-3240  
**CANYON GREY NATURAL**  
50X50 LM-3260  
33,3X33,3 LM-3090



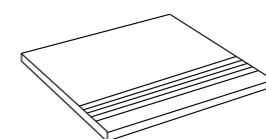
**CANYON IVORY AS**  
33,3X50 LM-3420  
**CANYON IVORY NATURAL**  
33,3X50 LM-3260



**CANYON SAND AS**  
33,3X50 LM-3420  
**CANYON SAND NATURAL**  
33,3X50 LM-3260



**CANYON GREY AS**  
33,3X50 LM-3420  
**CANYON GREY NATURAL**  
33,3X50 LM-3260

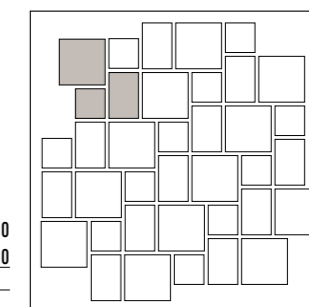


**DEGRAU CANYON AS**  
30X33,3 P-6120



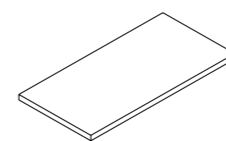
**RODAPÉ CANYON**  
8X50 P-6050  
8X33,3 P-6020

<b>MULTIFORMATO NATURAL</b>		<b>LM-3290</b>
<b>MULTIFORMATO AS</b>		<b>LM-3460</b>
33,3X33,3	33,3X50	50X50
19,58%	32,56%	47,87%



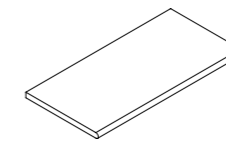


PEÇAS ESPECIAIS 20MM - SPECIAL PIECES 20MM - PIÈCES SPÉCIALES 20MM - SPEZIALTEILE 20MM  
СПЕЦИАЛЬНЫЕ ДЕКОРАТИВНЫЕ ЭЛЕМЕНТЫ 20MM - PEZZI SPECIALI 20MM



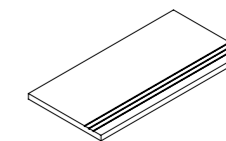
Base  
Straight edge  
Margelle  
Stufenplatte  
Ступень базовая  
Gradino costa retta

30x60 20MM AS P-6340  
29,65x59,5 RET. 20MM AS P-6340



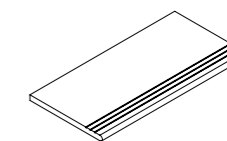
Base boleada  
Bullnose  
Margelle arrondie  
Stufenplatte abgerundet  
Ступень с закругленной фаской  
Gradino costa toro

30x60 20MM AS P-6520  
29,65x59,5 RET. 20MM AS P-6520



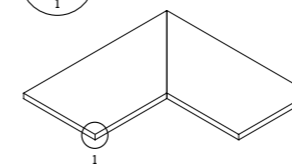
Base sulcada  
Straight edge Grooved  
Margelle sillonnée  
Rillenstufe  
Ступень с насечками  
Gradino costa retta scanalato

30x60 20MM AS P-6350  
29,65x59,5 RET. 20MM AS P-6350



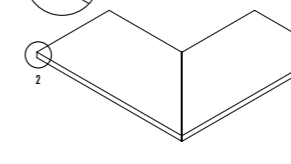
Base sulcada boleada  
Bullnose Grooved  
Margelle sillonnée arrondie  
Rillenstufe gerundet  
Ступень с насечками и с закругленной фаской  
Gradino costa toro scanalato

30x60 20MM AS P-6530  
29,65x59,5 RET. 20MM AS P-6530



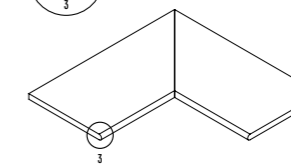
Cantos interiores  
Straight edge corners  
Margelles angle droit  
Eckstufe  
Внутренний угол  
Angolo interno

30x60 20MM AS P-6470  
29,65x59,5 RET. 20MM AS P-6470



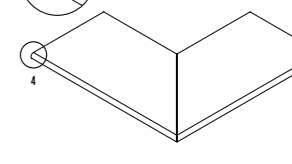
Cantos exteriores  
Straight edge outer  
Angle extérieur  
Eckstufe Außenseite  
Внешний угол  
Angolo esterno

30x60 20MM AS P-6470  
29,65x59,5 RET. 20MM AS P-6470



Cantos interiores boleados  
Bullnose inner corners  
Margelles bord intérieur arrondi  
Abgerundete Innenecke (Gärung)  
Внутренний угол с фаской  
Gradini con bordo interno a toro

30x60 20MM AS P-6660  
29,65x59,5 RET. 20MM AS P-6660



Cantos exteriores boleados  
Bullnose outer corners  
Margelles bord extérieur arrondi  
Abgerundete Aussenecke (Gärung)  
Внешний угол с фаской  
Gradini con bordo esterno a toro

30x60 20MM AS P-6660  
29,65x59,5 RET. 20MM AS P-6660

(vendida ao par | sold per two pieces set | vendu à la paire | paarweise verkauft | Продаётся в комплекте состоящим из двух штук | venduta a coppie)

(vendida ao par | sold per two pieces set | vendu à la paire | paarweise verkauft | Продаётся в комплекте состоящим из двух штук | venduta a coppie)

(vendida ao par | sold per two pieces set | vendu à la paire | paarweise verkauft | Продаётся в комплекте состоящим из двух штук | venduta a coppie)

(vendida ao par | sold per two pieces set | vendu à la paire | paarweise verkauft | Продаётся в комплекте состоящим из двух штук | venduta a coppie)



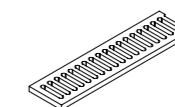
Canto interior redondo boleado  
Internal corner bullnose  
Margelle angle rentrant arrondi  
Abgerundete Innenecke  
Угол внутренний округлый с фаской  
Gradino ad angolo rientrante con toro

60x60 20MM AS P-6690  
59,5x59,5 RET. 20MM AS P-6690



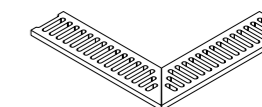
Canto exterior redondo boleado  
External corner bullnose  
Margelle angle sortant arrondi  
Abgerundete Aussenecke  
Угол внешний округлый с фаской  
Gradino ad angolo sporgente con toro

30x30 20MM AS P-6590  
29,65x29,65 RET. 20MM AS P-6590



Grilha  
Overflow grille  
Grille  
Überlauf  
Решетка  
Griglia

15x60 20MM AS P-6630  
15x59,5 RET. 20MM AS P-6630



Cantos grilha  
Overflow corners grille  
Angles grille  
Überlauf Ecke  
Углы решетки  
Griglie ad angolo

15x60 20MM AS P-6740  
15x59,5 RET. 20MM AS P-6740

(vendida ao par | sold per two pieces set | vendu à la paire | paarweise verkauft | Продаётся в комплекте состоящим из двух штук | venduta a coppie)



364.



ARENA

R10 B >36

BEIGE TORTORA LIGHT GREY GREY

CANYON

R12 R10 C >36

IVORY SAND GREY

FUSION

R11 B >36

WHITE BEIGE BROWN TORTORA GREY

TREE

R11 B >36

WHITE BEIGE TORTORA BROWN

WILDWOOD

R11 B >36

WHITE BEIGE TORTORA LIGHT GREY GREY

# INFORMAÇÃO TÉCNICA ANTIDERRAPANTE

ANTI-SLIP TECHNICAL INFORMATION | INFORMATION TECHNIQUE ANTIDÉRAPANT | TECHNISCHE RUTSCHSICHERE ANGABE  
 ТЕХНИЧЕСКАЯ ИНФОРМАЦИЯ ПРОТИВОСКОЛЬЗЯЩЕЙ ПЛИТКИ | INFORMAZIONE TECNICA ANTISCIVOLO

# ANTIDERRAPANTE

ANTI-SLIP | ANTIDÉRAPANT | RUTSCHSICHER  
 ПРОТИВОСКОЛЬЗЯЩИЙ | ANTISCIVOLO

366.

## ANTIDERRAPANTE

Em zonas de risco de escorregamento, a aplicação de material antiderrapante reduz consideravelmente o risco de escorregamento.  
 Alguns dos indicadores usados na medida do coeficiente de fricção são:  
 DIN 51130 – o ângulo de inclinação atingido durante o teste de resistência ao escorregamento. Esta norma determina as propriedades antiderrapantes dos pavimentos utilizados em lugares onde se transita com pés calçados.  
 DIN 51097 - norma que se utiliza para zonas húmidas com possibilidade de circular de pé descalço (zonas de piscina, balneários, etc)  
 BS 7976 - o teste é feito na forma horizontal pois foi desenhado para replicar o contacto do pé com o solo até ao ponto onde o maior escorregamento pode ocorrer.

## ANTI-SLIP

In areas at risk of slipping, the application of non-slip / anti-slip material greatly reduces the risk of slipping.  
 Some (of the) indicators used in the measurement of coefficient of friction are:  
 DIN 51130 - the angle of inclination achieved/reached during the slip resistance test. This standard determines the properties of non-slip/anti-slip flooring used in places where one walks with shod feet.  
 DIN 51097 - standard that is used for wetland areas with the possibility of one walking barefoot (pool areas, changing rooms, etc.)  
 BS 7976 - the test is done horizontally because it was designed to replicate a pedestrian heel strike, the point at which most slips occur.

## ANTIDÉRAPANT

Dans des zones présentant un risque de glissement, l'application de matériau antidérapant réduit considérablement ce risque.  
 Certains des indicateurs utilisés pour la mesure du coefficient de frottement sont:  
 DIN 51130 – l'angle d'inclinaison atteint pendant le test de résistance au glissement  
 Cette norme détermine les propriétés antidérapantes des revêtements de sols utilisés dans des lieux de circulation avec les pieds chaussés.  
 DIN 51097 - norme qui est utilisée pour les zones humides où il est possible de circuler pieds nus (zones de piscine, vestiaires, etc.)  
 BS 7976 - ce test est fait à l'horizontale puisqu'il a été conçu pour repliquer le contact du pied avec le sol jusqu'au point où le plus de glissance peut survenir.

## RUTSCHSICHERE FLIESEN

In Räumen und Bereichen mit Rutschgefahr ist der Einsatz von rutschsicheren Fliesen ratsam, da diese das Rutschrisiko beträchtlich hemmen.  
 Bei der Prüfung der rutschhemmenden Eigenschaft gelten die folgenden Begriffe:  
 DIN 51130 - akzeptanzwinkel, d.h. Neigungswinkel der schiefen Ebene, bei dem die Prüfung bestanden wird. Die Norm bestimmt die rutschhemmende Eigenschaft von Bodenbelägen in Bereichen, in denen man Schuhe trägt.  
 DIN 51097 - norm für nassbelastete Barfußbereiche (Schwimmbad, Umkleieräume, etc)  
 BS 7976 - er wird in der Waagerechten durchgeführt, weil er den Fußkontakt eines Fußgängers an dem Punkt mit der höchsten Rutschgefahr simulieren soll.


## ПРЕДОХРАНЕНИЕ ОТ СКОЛЬЖЕНИЯ

В местах с риском скольжения использование материала против скольжения значительно уменьшает риск скольжения.  
 При измерении коэффициента трения используют также следующие показатели:  
 DIN 51130 – максимальный угол наклона, достигнутый при тесте на сопротивление скольжению. Этот стандарт определяет свойства сопротивления скольжению покрытий, используемых на площадях, где происходит передвижение в обуви.  
 DIN 51097 - Стандарты, применяемые для влажных поверхностей, где возможно передвижение босиком (бассейны, санузлы, итд.)  
 BS 7976 - Данное испытание имитирует движения скользящей ноги. Оно основано на скольжении маятника по поверхности пола и измеряет коэффициент трения.

## ANTISCIVOLO

Nelle zone a rischio di scivolamento, l'applicazione di materiale antidrucciolo riduce notevolmente il rischio di scivolamento.  
 Alcuni degli indicatori utilizzati per misurare il coefficiente di attrito sono:  
 DIN 51130 - l'angolo d'inclinazione raggiunto durante la prova di resistenza allo scivolamento. Questa norma determina le caratteristiche antiscivolo dei rivestimenti per pavimento destinati ad essere calpestati a piedi calzati.  
 DIN 51097 - norma applicabile a zone bagnate dove il transito si effettua a piedi nudi (zone di piscine, spogliatoi, ecc.)  
 BS 7976 - il test è fatto orizzontalmente dato che è stato concepito per replicare il contatto del piede con il suolo fino al punto in cui può verificarsi lo scivolamento maggiore.

DIN 51130					
≥ 6° - 10°	≥ 10° - 19°	≥ 19° - 27°	≥ 27° - 35°	≥ 35°	
	<b>R9</b>	<b>R10</b>	<b>R11</b>	<b>R12</b>	<b>R13</b>
RESISTENTE AO ESCORREGAMENTO RESISTANT TO SLIPPAGE RÉSISTANT À LA GLISSANCE RUTSCHSICHERHEIT СОПРОТИВЛЕНИЕ СКОЛЬЖЕНИЮ RESISTENTE ALLO SCIVOLAMENTO					

DIN 51097			
≥ 12°	≥ 18°	≥ 24°	
	<b>A</b>	<b>B</b>	<b>C</b>
RESISTENTE AO ESCORREGAMENTO RESISTANT TO SLIPPAGE RÉSISTANT À LA GLISSANCE RUTSCHSICHERHEIT СОПРОТИВЛЕНИЕ СКОЛЬЖЕНИЮ RESISTENTE ALLO SCIVOLAMENTO			


BS 7976		
>36	35 - 24	24 - 0
		
BAIXO RISCO DE ESCORREGAMENTO LOW SLIP POTENTIAL BAS RISQUE DE GLISSANCE НИЖНИЙ РИСК СКОЛЬЖЕНИЯ BASSO RISCHIO DI SCIVOLAMENTO	ALTO RISCO DE ESCORREGAMENTO HIGH SLIP POTENTIAL HAUT RISQUE DE GLISSANCE ГЕРИНГЕ РИСК СКОЛЬЖЕНИЯ ALTO RISCHIO DI SCIVOLAMENTO	ALTO RISCO DE ESCORREGAMENTO HIGH SLIP POTENTIAL HAUT RISQUE DE GLISSANCE GERINГE RИСК СКОЛЬЖЕНИЯ ALTO RISCHIO DI SCIVOLAMENTO

## ARENA



ARENA TORTORA  
60X60 AS

LM-3440



ARENA BEIGE  
60X60 AS

LM-3440



ARENA LIGHT GREY  
60X60 AS

LM-3440



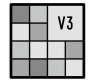
ARENA GREY  
60X60 AS

LM-3440

367.



RANDOM ART



V3



9 MM



R10



B



>36

# ANTIDERRAPANTE

ANTI-SLIP | ANTIDÉRAPANT | RUTSCHSICHER  
ПРОТИВОСКОЛЬЗЯЩИЙ | ANTISCIVOLO

# ANTIDERRAPANTE

ANTI-SLIP | ANTIDÉRAPANT | RUTSCHSICHER  
ПРОТИВОСКОЛЬЗЯЩИЙ | ANTISCIVOLO

368.

## CANYON



RANDOM ART



V4



9 MM



R10



NATURAL



>36



ANTI-SLIP




C




ANTI-SLIP




ANTI-SLIP




**CANYON IVORY AS**  
50X50 LM-3420  
33,3X33,3 LM-3240  
**CANYON IVORY NATURAL**  
50X50 LM-3260  
33,3X33,3 LM-3090




**CANYON SAND AS**  
50X50 LM-3420  
33,3X33,3 LM-3240  
**CANYON SAND NATURAL**  
50X50 LM-3260  
33,3X33,3 LM-3090



**CANYON GREY AS**  
50X50 LM-3420  
33,3X33,3 LM-3240  
**CANYON GREY NATURAL**  
50X50 LM-3260  
33,3X33,3 LM-3090



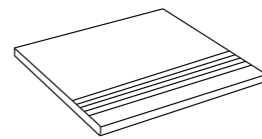
**CANYON IVORY AS**  
33,3X50 LM-3420  
**CANYON IVORY NATURAL**  
33,3X50 LM-3260



**CANYON SAND AS**  
33,3X50 LM-3420  
**CANYON SAND NATURAL**  
33,3X50 LM-3260



**CANYON GREY AS**  
33,3X50 LM-3420  
**CANYON GREY NATURAL**  
33,3X50 LM-3260



**DEGRAU CANYON AS**  
30X33,3 P-6120

369.

## FUSION



RANDOM ART



V3



9 MM



R11



B



>36



ANTI-SLIP



ANTI-SLIP



**FUSION WHITE AS**  
15X75 LM-3370



**FUSION BEIGE AS**  
15X75 LM-3370



**FUSION BROWN AS**  
15X75 LM-3370



**FUSION TORTORA AS**  
15X75 LM-3370



**FUSION GREY AS**  
15X75 LM-3370

# ANTIDERRAPANTE

ANTI-SLIP | ANTIDÉRAPANT | RUTSCHSICHER  
ПРОТИВОСКОЛЬЗЯЩИЙ | ANTISCIVOLO

# ANTIDERRAPANTE

ANTI-SLIP | ANTIDÉRAPANT | RUTSCHSICHER  
ПРОТИВОСКОЛЬЗЯЩИЙ | ANTISCIVOLO

370.



RANDOM ART



V3



9 MM



R11




B



>36

## TREE



TREE WHITE AS  
15X75

LM-3370



TREE BEIGE AS  
15X75

LM-3370



TREE TORTORA AS  
15X75

LM-3370



TREE BROWN AS  
15X75

LM-3370

## WILDWOOD



WILDWOOD WHITE AS  
15X75

LM-3370



WILDWOOD BEIGE AS  
15X75

LM-3370



WILDWOOD TORTORA AS  
15X75

LM-3370



WILDWOOD LIGHT GREY AS  
15X75

LM-3370



WILDWOOD GREY AS  
15X75

LM-3370

371.



RANDOM ART



V3



9 MM



R11



B



>36

372.



DAWN



LIGHT GREY TORTORA BLACK

AVENUE



TORTORA GREY DARK GREY

CANYON



IVORY SAND GREY

GROUND



CREAM LIGHT GREY TORTORA GREY

WILDWOOD



TORTORA LIGHT GREY GREY

## VERSÁTIL, RESISTENTE E FUNCIONAL

VERSATILE, RESISTANT AND FUNCTIONAL | POLYVALENT, RÉSISTANT ET FONCTIONNEL  
VIELSEITIG, WIDERSTANDSFÄHIG UND FUNKTIONELL | УНИВЕРСАЛЬНЫЙ, ПРОЧНЫЙ И ФУНКЦИОНАЛЬНЫЙ  
VERSATILE, RESISTENTE E FUNZIONALE


## UTILIZAÇÕES PRETENDIDAS

INTENDED USES | DOMAINES D'EMPLOI | VERWENDUNGSZWECKE  
ПРЕДПОЛАГАЕМОЕ ИСПОЛЬЗОВАНИЕ | USI PREVISTI

374.



Resistente às cargas pesadas  
Resistant to heavy loads  
Résistant aux charges de rupture  
Biegefestigkeit  
Устойчивый к большим нагрузкам  
Resistente ai carichi pesanti



Resistente ao choque térmico  
Resistant to thermal shock  
Résistant aux changements de température  
Temperaturwechselbeständigkeit  
Устойчивый к температурным перепадам  
Resistente agli sbalzi termici



Resistente às manchas, ácidos e agentes químicos  
Resistant to stains, acids and chemical agents  
Résistant aux taches, aux acides et aux agents chimiques  
Resistent gegen Flecken, Säuren und chemische Mittel  
Устойчивый к появлению пятен, к воздействию кислот и химических веществ  
Resistent gegen Flecken, Säuren und chemische Mittel




Antiderrapante  
Anti-slip  
Antidérapant  
Rutschfest  
Противоскользящий  
Antiscivolo




Resistente ao gelo e ao fogo  
Frost-resistant and fire-proof  
Résistant au gel et ignifuge  
Frost- und Feuerfest  
Морозоустойчивый и огнестойкий  
Ingelivo e ignifugo



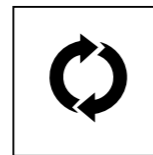
Resistente aos fungos e às bactérias  
Resistant to mould and bacteria  
Inattaquable aux moisissures et aux bactéries  
Schimmel- und Bakterienabweisend  
Устойчивый к возникновению грибов и бактерий  
Resistente a muffe e batteri



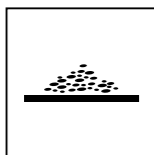
Fácil de limpar  
Easy to clean  
Facile à entretenir  
Pflegeleicht  
Легкая очистка  
Facile da pulire




Fácil de instalar  
Easy to install  
Facile à poser  
Leicht zu verlegen  
Простая укладка  
Facile da posare




Pode ser facilmente removido, inspeccionado e reaplicado.  
Can easily be removed, inspected, reused and is eco-friendly  
Amovible, pouvant être inspecté, réutilisable et écologique  
Entfernbar, inspizierbar, wiederverwendbar und umweltfreundlich  
Утолщенный керамогранит может быть легко снят, осмотрен и повторно уложен.  
Removibile, ispezionabile, riutilizzabile ed ecologico



Resistente ao sal  
Resistant to salt  
Résistant au sel  
Salzfest  
Солеустойчивый  
Resistente al sale



Estabilidade das cores ao longo do tempo  
Colours remain stable over time  
Couleurs stables dans le temps  
Farbbeständigkeit auf Zeit  
Цветостойкость в течение долгого времени  
Colori stabili nel tempo

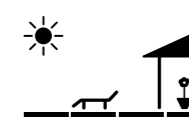


Resistente à passagem de veículos (instalado sobre gravilha)  
Resistant to vehicular passage (installed on screed)  
Carrrossable (pose sur chape)  
Befahrbar (Verlegen auf Estrich)  
Устойчив к прохождению транспортных средств (укладка на гравии)  
Carrabile (posa su ghiaia)

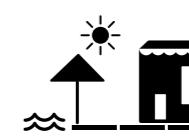
375.



Jardins e espaços públicos  
Gardens and public areas  
Jardins et espaces publics  
Gärten und öffentliche Anlagen  
Сады и общественные зоны  
Giardini e spazi pubblici



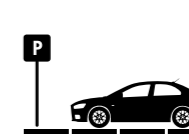
Terracos  
Terraces  
Terrassen  
Terrassen  
Terrasos  
Terrazze



Complexos e estâncias balneares  
Seaside resorts  
Complexes balnéaires  
Badekomplexe und Seebäder  
Морские курорты  
Complessi e stabilimenti balneari



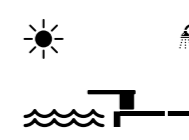
Áreas urbanas  
Urban areas  
Zones urbaines  
Städtische Gebiete  
Городские районы  
Aree urbane



Parques de estacionamento  
Parking lots  
Parkings  
Parkplätze  
Автомобильные стоянки  
Parcheggi auto



Calçadas, acessos e zonas pedonais  
Sidewalks and pedestrian areas  
Zones piétonnes  
Bürgersteige, Zugänge und andere Fußgängerzonen  
Тротуары и пешеходные зоны  
Marciapiedi, ingressi e zone pedonali



Envolventes de piscina  
Pool surrounding areas  
Contours de piscines  
Bereiche in der Umgebung von Schwimmbecken  
Зоны вокруг бассейна  
Bordi di piscine



Zonas industriais  
Industrial areas  
Zones industrielles  
Industriegebiete  
Промышленные зоны  
Zone industriali

## APLICAÇÕES: SOLUÇÕES DE APLICAÇÕES

USES: LAYING SOLUTIONS | APPLICATIONS: SYSTÈMES DE POSE | EINSATZBEREICHE: VERLEGUNGSSYSTEME  
ОБЛАСТЬ ПРИМЕНЕНИЯ: СПОСОБЫ УКЛАДКИ | APPLICAZIONI : SISTEMI DI POSA

376.

As instruções de aplicação aqui propostas são apenas uma indicação e têm como propósito ilustrar a execução de uma pavimentação correta. Recomenda-se a consulta das normas e legislação aplicáveis em cada país, assim como as instruções da equipa de arquitectura / engenharia.

The application layers proposed hereunder are to be taken as an indication, and have the sole purpose of explaining how to obtain a correct flooring. It is recommended to always refer to the specific norms and regulations in each individual country and the instructions of the design team.

Les stratigraphies proposées ci-dessous doivent être considérées comme indicatives et ont le seul but d'illustrer la typologie d'application pour l'obtention d'un sol effectué selon les règles de l'art. On recommande de toujours vous référer aux réglementations spécifiques en vigueur dans votre pays et aux indications de la Direction des Travaux.

Die nachfolgend vorgeschlagenen Stratigraphien sind als indikativ zu betrachten und haben lediglich den Zweck, die Anwendungstypologie für den Erhalt eines fachgerecht ausgeführten Bodenbelags aufzuzeigen. Es wird empfohlen, sich immer auf die spezifischen in jedem einzelnen Land gültigen Bestimmungen und auf die Anweisungen der Bauleitung zu beziehen.

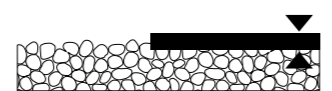
Инструкция по укладке предложенная здесь является лишь иллюстрацией и примером осуществления правильного настила напольной плитки. Всегда рекомендуется проконсультироваться с правилами и законами в каждой стране, а также с инструкциями архитектора/дизайнера.

Le istruzioni di posa qui di seguito proposte sono da ritenersi indicative e hanno l'unico scopo di illustrare la tipologia di applicazione per l'ottenimento di una pavimentazione eseguita a regola d'arte. Si consiglia di fare sempre riferimento alle specifiche normative vigenti in ogni singolo paese e alle indicazioni del team di architettura / ingegneria.

APLICAÇÃO A SECO SOBRE RELVA | DRY INSTALLATION ON GRASS | POSE EN APPUI SUR HERBE | TROCKENVERLEGUNG AUF GRAS  
СУХАЯ УКЛАДКА ТОЛСТОГО КЕРАМОГРАНИТА НА ТРАВУ | POSA A SECCO SU ERBA

Fácil de aplicar, ajustar ou mover.  
Easy to lay, and adjust or move  
Simple à poser, repositionnable.  
Einfach zu verlegen, repositionierbar.  
Простота в укладке, корректировке или перемещении.  
Facile da posare, riposizionabile.

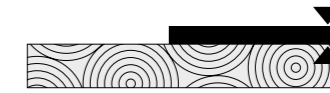
Solução ideal para jardins e espaços públicos.  
Ideal solution for public parks and private gardens.  
Solution idéale pour jardins publics et jardins résidentiels.  
Ideale Lösung für öffentliche Parks und Gärten in Wohnanlagen.  
Идеальное решение для садов и общественных зон  
Soluzione ideale per giardini e spazi pubblici.

APLICAÇÃO A SECO SOBRE GRAVILHA | DRY INSTALLATION ON GRAVEL | POSE EN APPUI SUR GRAVIER | TROCKENVERLEGUNG AUF KIES  
СУХАЯ УКЛАДКА ТОЛСТОГО КЕРАМОГРАНИТА НА ГРАВИЙ | POSA A SECCO SU GHIAIA

Fácil de aplicar, ajustar ou mover.  
Easy to lay, and adjust or move  
Simple à poser, repositionnable.  
Einfach zu verlegen, repositionierbar.  
Простота в укладке, корректировке или перемещении.  
Facile da posare, riposizionabile.

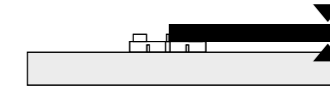
Características estéticas para realce de edifícios contemporâneos.  
Aesthetic features ideal for enhancing contemporary buildings.  
Caractéristiques esthétiques idéales pour valoriser les architectures contemporaines.  
Ideale ästhetische Merkmale für die Aufwertung zeitgenössischer Architekturen.  
Эстетические особенности, чтобы выделить современный дизайн зданий.  
Caratteristiche estetiche ideali per valorizzare architetture contemporanee.

## APLICAÇÕES: SOLUÇÕES DE APLICAÇÕES

USES: LAYING SOLUTIONS | APPLICATIONS: SYSTÈMES DE POSE | EINSATZBEREICHE: VERLEGUNGSSYSTEME  
ОБЛАСТЬ ПРИМЕНЕНИЯ: СПОСОБЫ УКЛАДКИ | APPLICAZIONI : SISTEMI DI POSAAPLICAÇÃO EM CIMENTO OU BETONILHA | INSTALLATION ON SCREED WITH ADHESIVE | POSE SUR CHAPE AVEC COLLE | KLEBERVERLEGUNG AUF ESTRICH  
УКЛАДКА И ПРИМЕНЕНИЕМ ЦЕМЕНТНОЙ СТЯЖКИ ИЛИ КЛЕЯ | POSA SU CEMENTO O MASSETTO

Acesso a garagens.  
Driveway paving.  
Sol carrossable.  
Befahrbarer Bodenbelag.  
Применение в гаражах.  
Accessi di garage.

Possibilidade de continuidade entre interiores e exteriores.  
Matching interior and exterior areas.  
Coordination entre extérieur et intérieur.  
Koordinierbar zwischen Innen- und Außenbereich.  
Комбинирование внутренних и наружных пространств.  
Coordinamento tra interno ed esterno.

APLICAÇÃO SOBREELEVADA NUM SUPORTE FIXO | ELEVATED FLOOR INSTALLATION ON A FIXED SUPPORT | POSE SURÉLEVÉE SUR SUPPORT FIXE | DOPPELBODEN-VERLEGUNG AUF FIXEM TRÄGER  
ФАЛЬШПОЛЫ С ФИКСИРОВАННОЙ ОПОРОЙ | POSA SOPRAELEVATA SU SUPPORTO FISSO

Pode ser facilmente removido, inspecionado e reutilizável.  
Can easily be removed, inspected, reused.  
Amovible, pouvant être inspecté et réutilisable.  
Entfernbar, inspizierbar und wiederverwendbar.  
Утолщенный керамогранит может быть легко снят, осмотрен и повторно уложен.  
Removibile, ispezionabile e riutilizzabile.

Disponível para diferentes tipos de suporte.  
Available for different kinds of support.  
Disponibile dans différentes typologies de support.  
Erhältlich in unterschiedlichen Träger-Typologien.  
Доступен для различных типов опор.  
Disponibile in differenti tipologie di supporto.

Ideal para ocultar cabos e tubagens, mantendo-os igualmente acessíveis.  
Ideal for hiding from sight wiring and pipes, while keeping them easily accessible.  
Idéal pour camoufler à la vue le passage de câblage et tuyaux tout en les gardant facilement accessibles.  
Ideal für die Unsichtbarmachung von verlegten Installationen, trotz Beibehaltung der leichten Zugänglichkeit.  
Идеально подходит для скрытия из поля зрения кабелей и труб.  
Ideale per nascondere cavi e tubi, pur mantenendoli accessibili.

APLICAÇÃO SOBREELEVADA NUM SUPORTE AJUSTÁVEL | ELEVATED FLOOR INSTALLATION ON AN ADJUSTABLE SUPPORT | POSE SURÉLEVÉE SUR SUPPORT RÉGLABLE  
DOPPELBODEN-VERLEGUNG AUF REGULIERBAREM TRÄGER  
ФАЛЬШПОЛЫ С РЕГУЛИРУЕМОЙ ОПОРОЙ | POSA SOPRAELEVATA SU SUPPORTO REGOLABILE

Pode ser facilmente removido, inspecionado e reutilizável.  
Can easily be removed, inspected, reused.  
Amovible, pouvant être inspecté et réutilisable.  
Entfernbar, inspizierbar und wiederverwendbar.  
Утолщенный керамогранит может быть легко снят, осмотрен и повторно уложен.  
Removibile, ispezionabile e riutilizzabile.

Disponível para diferentes tipos de suporte.  
Available for different kinds of support.  
Disponibile dans différentes typologies de support.  
Erhältlich in unterschiedlichen Träger-Typologien.  
Доступен для различных типов опор.  
Disponibile in differenti tipologie di supporto.

Ideal para ocultar cabos e tubagens, mantendo-os igualmente acessíveis.  
Ideal for hiding from sight wiring and pipes, while keeping them easily accessible.  
Idéal pour camoufler à la vue le passage de câblage et tuyaux tout en les gardant facilement accessibles.  
Ideal für die Unsichtbarmachung von verlegten Installationen, trotz Beibehaltung der leichten Zugänglichkeit.  
Идеально подходит для скрытия из поля зрения кабелей и труб.  
Ideale per nascondere cavi e tubi, pur mantenendoli accessibili.

377.

378.

**EXECUÇÃO DE UM CAMINHO PEDONAL**

Na criação de um caminho pedonal é importante, antes de iniciar, determinar o número de peças necessárias, assegurando que as mesmas são posicionadas de forma equidistante. Para a obtenção de uma estabilidade máxima recomenda-se aprofundar o solo em cerca de 5cm, sendo posteriormente preenchido com gravilha (grão entre 4 a 8mm). Compactar o solo e colocar a placa cerâmica.

É recomendável alinhar as placas cerâmicas com a relva de modo a não danificar os cortadores de relva.

**MATERIAIS PARA APLICAÇÃO SOBRE RELVA**

Pá, gravilha (com grão de 4-8mm), pá de pedreiro com topo quadrado, martelo de borracha, luvas e pinça de elevação.

**LAYING STEPPING STONES**

To create a pathway with stepping stones it is important, first of all, to determine the number of steps necessary, making sure that the tiles are positioned equidistantly. So as to obtain maximum stability, it is recommended to dig out about 5cm from the soil, and then place a fine layer of gravel. Compact the substrate and then position the tile.

It is better to lay the surface of the tiles in line with the turf to avoid damaging lawn mowers.

**NECESSARY MATERIALS FOR LAYING ON GRASS**

Shovel, fine gravel (grain size 4-8 mm), trowel with square tip, rubber mallet, work gloves and lifting tong.

**COMMENT POSER LES "PAS JAPONAIS"**

Pour la réalisation d'un sol dans le style des "pas japonais", il faut, avant tout, définir le nombre de pas nécessaires au cheminement, en faisant en sorte que les dalles soient positionnées à la même distance l'une de l'autre. Pour obtenir une excellente stabilité, il est conseillé d'effectuer une tranchée de 5 cm dans le terrain, de poser une fine couche de gravier fin, de compacter le fond puis de positionner la dalle.

Il convient d'effectuer la pose de façon à ce que la pelouse se trouve au même niveau que le dallage, on évitera ainsi d'endommager la tondeuse, au moment de son passage.

**NECESSAIRE POUR LA POSE SUR HERBE**

Bêche, gravier fin (granulométrie 4-8 mm), truelle à pointe dentée, marteau de caoutchouc, gants de travail et pince de levée.

**WIE MAN «TRITTSTEINE» VERLEGT**

Für die Realisierung eines Bodenbelags im Stil «Trittsteine» muss man vor allem die Anzahl der für den Weg notwendigen Trittsteine definieren, so dass die Platten in einem gleichmäßigen Abstand verlegt werden. Für den Erhalt einer optimalen Stabilität wird empfohlen circa 5 cm Erde auszuheben, eine dünne Schicht feinen Kies zu verteilen, den Untergrund zu verdichten und schließlich die Platte zu positionieren.

Es ist empfehlenswert die Platten so zu verlegen, dass der Grasmantel mit dem Bodenbelag auf einer Höhe liegt, so dass der Rasenmäher während des Schneidens die Platten nicht beschädigt.

**ERFORDERLICHES MATERIAL FÜR DIE VERLEGUNG AUF GRAS**

Spaten, feinen Kies (Körnung 4-8 mm), Polierschaufel mit geradem Blatt, Gummihammer, Arbeitshandschuhe und Greifzange.

**APLICAÇÃO A SECO SOBRE RELVA**

DRY INSTALLATION ON GRASS | POSE EN APPUI SUR HERBE | TROCKENVERLEGUNG AUF GRAS  
СУХАЯ УКЛАДКА ТОЛСТОГО КЕРАМОГРАНИТА НА ТРАВУ | POSA A SECCO SUR ERBA

**ИСПОЛЬЗОВАНИЕ В КАЧЕСТВЕ ПЕШЕХОДНЫХ ДОРОЖЕК**

Создание пешеходных дорожек имеет важное значение, прежде чем начать укладку, определите количество необходимых плиток, постарайтесь, чтобы они были расположены на одинаковом расстоянии друг от друга. Для получения максимальной стабильности рекомендуется срезать грунт вместе с дерном глубиной 5 см в пределах размеров плитки. В образовавшееся углубление выложите гравий ровным слоем. Далее уложите плитку на гравий. Проследите за тем, чтобы поверхность плитки была на 1 см. ниже окружающей ее травы, это позволит избежать повреждения газонокосилки в будущем.

**НЕОБХОДИМЫЕ МАТЕРИАЛЫ ДЛЯ УКЛАДКИ НА ТРАВУ**

Лопата, гравий (щебень с размерами гранул 4-8 мм), резиновый молоток, перчатки и клещевой грузозахват.

**POSA IN OPERA DI UN PASSAGGIO PEDONALE**

Per la realizzazione di un percorso pedone, occorre innanzitutto definire il numero di piastrelle necessarie, facendo in modo che siano posizionate a distanza uguale l'una dall'altra. Per ottenere la massima stabilità, si consiglia di realizzare uno scavo di circa 5 cm nel terreno e riempirlo con uno strato di ghiaia fine (granulometria 4/8 mm). Compattare il terreno e quindi posizionare la piastrella in ceramica.

Si consiglia di eseguire la posa facendo in modo che il manto erboso sia alla stessa quota della pavimentazione per non danneggiare il tosaerba.

**MATERIALI PER LA POSA SU ERBA**


Vanga, ghiaia fine (granulometria 4/8 mm), cazzuola a punta quadrata, martello di gomma, guanti e pinza di sollevamento.



379.

**APLICAÇÃO A SECO SOBRE RELVA**

DRY INSTALLATION ON GRASS | POSE EN APPUI SUR HERBE | TROCKENVERLEGUNG AUF GRAS  
СУХАЯ УКЛАДКА ТОЛСТОГО КЕРАМОГРАНИТА НА ТРАВУ | POSA A SECCO SUR ERBA



Posicionar as placas cerâmicas de 20MM para determinar a sua localização correcta. Assegurar que estão equidistantes.

Position the 20MM tiles on the ground to determine their correct positioning, making sure that they are equidistant.

Positionner les carreaux 20MM à terre afin de définir leur bon positionnement au sol et en ayant soin de les garder à la même distance entre eux.

Die 20MM starken Platten auf dem Boden ablegen, um die korrekte Positionierung des Bodenbelags festzulegen. Dabei auf den gleichmäßigen Abstand der Platten untereinander achten.

При укладке керамогранита 20MM, постарайтесь определить их правильное расположение. Убедитесь, чтобы они были расположены на одинаковом расстоянии друг от друга.

Posizionare a terra le piastrelle in ceramica 20mm per stabilire la loro corretta posizione, avendo l'accortezza di mantenerle equidistanti tra loro.



Marque o perímetro das placas cerâmicas de 20MM usando uma espátula.

Mark the perimeter of the 20MM tile using a spade in the soil.

À l'aide d'une bêche, délimiter le périmètre du carreau 20MM.

Den Umfang der 20MM starken Platte mit Hilfe eines Spatens abgrenzen.

Отметить периметр размеров плитки 20мм с помощью шпателя.

Delimitare il perimetro delle piastrelle in ceramica 20MM con una vanga.



Remove the turf and dig out about 5 cm of soil.

Éliminer la pelouse jusqu'à une profondeur d'environ 5 cm.

Den Rasenmantel bis zu einer Tiefe von circa 5 cm ausheben.

Срежьте траву и выкопайте углубление на 5 см в пределах размеров плитки

Rimuovere il manto erboso fino ad una profondità di circa 5 cm..



Forme um substracto uniforme utilizando a gravilha (grão entre 4 a 8mm).

Form a stable and uniform substrate using fine gravel (grain size 4/8 mm).

Réaliser un support stable et uniforme à l'aide du gravier fin (granulométrie 4/8 mm).

Einen stabilen und gleichmäßigen Untergrund mit Hilfe von feinem Kies (Körnung 4/8 mm) realisieren.

Создайте единое основание с помощью гравия (размер гранул от 4 до 8 мм).

Realizzare un sottofondo uniforme utilizzando la ghiaia fine (granulometria 4/8 mm).



Aplique as placas cerâmicas de 20MM de modo a deixar cerca de 0,5cm de desnível entre a placa e o solo circundante.

Lay the 20MM tile, so as to have an approximately 0.5 cm level difference, between the tile and the ground.

Poser le carreau 20MM de façon à obtenir un dénivelé d'environ 0,5 cm entre le carreau et le terrain.

Die 20MM starke Platte so verlegen, dass ein Höhenunterschied von circa 0,5 cm zwischen Platte und Erdboden besteht.

Уложите керамогранит 20мм, так чтобы оставить около 0,5 см зазора между плитой и грунтом.

Posare le piastrelle in ceramica 20MM in modo da ottenere un distivello di circa 0,5 cm tra la piastrella e il terreno circostante.



Usando o martelo de borracha posicione a placa cerâmica até esta estar ao mesmo nível da relva.

Using a rubber mallet hammer the edges until the 20MM tile is at the same level as the grass.

À l'aide d'un marteau de caoutchouc, compacter les bords de façon à porter le carreau 20MM au même niveau que la pelouse.

Mit einem Gummihammer die Ränder so verdichten, dass die 20MM starke Platte mit dem Rasenmantel auf derselben Höhe ist.

Используя резиновый молоток, поместите керамогранитную плитку на один уровень по высоте с травой.


Con un martello di gomma compattare i bordi fino a portare la piastrella in ceramica 20MM alla stessa quota del manto erboso.



APLICAÇÃO SOBRE GRAVILHA

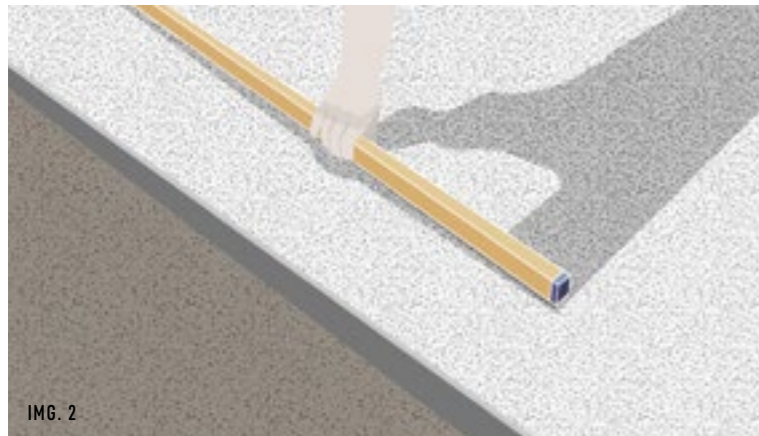
DRY INSTALLATION ON GRAVEL | POSE EN APPUI SUR GRAVIER | TROCKENVERLEGUNG AUF KIES  
СУХАЯ УКЛАДКА НА ГРАВИЙ | POSA SU GHIAIA

380.



IMG. 1

Forme um substrato estável e uniforme com a gravilha de 4-8mm.  
Form a stable and uniform substrate using fine gravel (grain size 4/8 mm).  
Réaliser un support stable et uniforme à l'aide du gravier fin (granulométrie 4/8 mm).  
Einen stabilen und gleichmäßigen Untergrund mit Hilfe von feinem Kies (Körnung 4/8 mm) realisieren.  
Создайте единое основание с помощью гравия (размер гранул от 4 до 8 мм).  
Realizzare un sottofondo stabile e uniforme utilizzando ghiaia fine (granulometria 4/8 mm).



IMG. 2

Nivele o substrato usando uma régua metálica.  
Level the substrate with a metal straightedge.  
Niveler le support à l'aide d'une règle métallique.  
Den Untergrund mit Hilfe einer Metall-Latte nivellieren.  
Для выравнивания уровня используйте металлическую линейку  
Livellare il sottofondo con una staggia metallica.



IMG. 3


Posicione a placa cerâmica e compacte os bordos de modo a nivelá-los com o substrato. Sugerimos uma junta de 4mm para garantir um bom escoamento de água.  
Position the tile and then compact the edges in order to equalize the tile with the substrate. It is suggested to use a joint of 4 mm to allow good water drainage.  
Positionner le carreau puis compacter les bords afin d'uniformiser le carreau avec le support. Nous suggérons une ligne de séparation de 4 mm qui permettra un bon drainage de l'eau.  
Die Platte positionieren und die Ränder schließlich verdichten, um die Platte mit dem Untergrund abzugleichen. Es wird empfohlen, eine Fuge von 4 mm beizubehalten, um eine gute Drainage des Wassers zu erlauben.  
Поместите керамогранит, чтобы уравнивать плитку с основанием из гравия. Мы советуем использовать швы толщиной 4мм, чтобы обеспечить хороший дренаж.  
Posizionare la piastrella e quindi compattare i bordi per uniformare la piastrella con il sottofondo. Si consiglia una fuga di 4 mm per consentire un buon drenaggio dell'acqua.

APLICAÇÃO SOBRE GRAVILHA

DRY INSTALLATION ON GRAVEL | POSE EN APPUI SUR GRAVIER | TROCKENVERLEGUNG AUF KIES  
СУХАЯ УКЛАДКА НА ГРАВИЙ | POSA SU GHIAIA

381.

GRAVILHA (SOLO TERROSO)  
GRAVEL (GROUND/SOIL)  
GRAVIER (TERRAIN)  
KIES (ERDBODEN)  
ГРАВИЙ (ГРУНТ/ПОЧВА)  
GHIAIA (TERRENO)




Placa cerâmica de 20MM Love Tiles  
Love Tiles 20MM porcelain tile  
Grès cérame Love Tiles 20MM  
Feinsteinzeug Love Tiles 20MM  
Керамогранит 20мм от Love Tiles  
Piastrella in ceramica 20MM Love Tiles

5-6cm de gravilha de grão 4-8mm  
5-6 cm of gravel with a fine grain size 4/8 mm  
5-6 cm de gravier de granulométrie fine 4/8 mm  
5-6 cm Kies mit feiner Körnung 4/8 mm  
5-6 см гравия с размерами гранул 4-8 мм  
5-6 cm di ghiaia a granulometria fine 4/8 mm

Camada de escoamento  
Draining layer  
Couche de drainage  
Dränageschicht  
Дренажный слой  
Strato di drenaggio

Solo  
Ground  
Terrain  
Erdboden  
Грунт  
Terreno

GRAVILHA SOBRE SUPERFÍCIES DURAS  
GRAVEL (FLOOR) LAYING ON FLAT HARD SURFACES  
GRAVIER (PLANCHER) POSE SUR COUVERTURES PLANES  
KIES (TRÄGERDECKE) VERLEGUNG AUF EBENEN ABDECKUNGEN  
ГРАВИЙ НА ТВЕРДОЙ ПОВЕРХНОСТИ  
GHIAIA (SOLAIO) POSA SU COPERTURE PIANE



Placa cerâmica de 20MM Love Tiles  
Love Tiles 20MM porcelain tile  
Grès cérame Love Tiles 20MM  
Feinsteinzeug Love Tiles 20MM  
Керамогранит 20мм от Love Tiles  
Piastrella in ceramica 20MM Love Tiles

5-6cm de gravilha de grão 4-8mm  
Ballast (5-6cm of gravel with grain size 4/8 mm)  
Ballast (5-6 cm de gravier de granulométrie fine 4/8 mm)  
Belastungsgewicht (5-6 cm Kies mit feiner Körnung 4/8 mm)  
5-6 см гравия с размерами гранул 4-8 мм  
Belastungsgewicht (5-6 cm Kies mit feiner Körnung 4/8 mm)

Camada de separação ou membrana de escoamento  
Separation layer or drainage membrane  
Couche de séparation ou gaine de drainage  
Trennschicht oder Kapillardrainage  
Разделительный слой или дренажные мембраны  
Strato di separazione o guaina di drenaggio

Camada impermeabilizante  
Waterproof layer  
Manteau imperméable  
Wasserdichter Mantel  
Водонепроницаемый слой  
Manto impermeabile

Rampa inclinada  
Sloped screed  
Chape de pente  
Geneigter Estrich  
Наклонная стяжка  
Massetto di pendenza

Solo de base  
Floor base  
Plancher  
Trägerdecke  
Основание грунта  
Solaio

APLICAÇÃO EM CIMENTO OU BÊTONILHA COM COLA

INSTALLATION ON SCREED WITH ADHESIVE | POSE SUR CHAPE AVEC COLLE | KLEBERVERLEGUNG AUF ESTRICH  
УКЛАДКА ПЛИТКИ НА БЕТОННУЮ СТЯЖКУ С ИСПОЛЬЗОВАНИЕМ ПЛИТОЧНОГО КЛЕЯ | POSA SU CEMENTO O MASSELLO CON COLLA

382.



IMG. 1

Antes de proceder à instalação limpe cuidadosamente o suporte.

Before proceeding with the installation clean the substrate thoroughly.

Avant de procéder à la pose, il convient d'effectuer un bon nettoyage du support.


Vor dem Verlegen muss der Untergrund sorgfältig gereinigt werden.

Перед тем как приступить к укладке очистите тщательно поверхность.

Prima di procedere con la posa occorre realizzare una corretta pulizia del sottofondo.



IMG. 2



IMG. 3

Para um resultado plano é importante aplicar uma camada homogênea de cola.

For a planar end result, it is important to apply a homogeneous layer of adhesive.

Pour obtenir un sol en plan, nous insistons sur l'importance de bien étaler la colle de façon homogène.

Für den Erhalt eines ebenmäßigen Bodenbelags ist eine gleichmäßige Verteilung des Klebers von unerlässlicher Bedeutung.

Для правильного конечного результата, важно наносить однородный слой клея.

Per ottenere una pavimentazione planare si evidenzia l'importanza di una stesura omogenea della colla



IMG. 4

Verifique a planaridade do suporte durante a instalação. Check the planarity of the flooring during the laying operations.

Vérifier la planéité du sol durant les opérations de pose.

Während der Verlegungsarbeiten die Planarität des Bodenbelags überprüfen.

Проверить планитарность поверхности до и во время укладки плитки.

Verificare la planarità della pavimentazione durante le operazioni di posa.



IMG. 5

Após a aplicação, rejunte o pavimento. Respeitar o tempo de secagem indicado pelo fornecedor de colas para tráfego ligeiro.

Once the installation is finished, grout the flooring. Remember to observe the times indicated by the manufacturer for light foot traffic before walking on the tiles.

Une fois la pose terminée, effectuer le jointoiment en veillant à respecter les délais autorisant le piétinement, indiqués par le producteur de l'adhésif employé.

Nach dem Verlegen den Bodenbelag verfugen und dabei die vom Kleberhersteller angegebenen Zeiten für die Begehbarkeit beachten.

После завершения укладки плитки, используйте затирку. Но, не забывайте выдержать необходимое время для высыхания плиточного клея, указанного поставщиком клея, прежде чем начать ходить по плитке.

Terminata la posa eseguire la stuccatura del pavimento avendo cura di rispettare le tempistiche di pedonabilità indicate dal fabbricante e dell'adesivo utilizzato.



IMG. 6

A limpeza pós obra ajuda a remover os resíduos de cimento e argamassas. É obrigatório para completar uma instalação de sucesso. Consultar a informação de limpeza.

"Post-laying" cleaning helps remove residues of grout-joints, cement and lime. It is mandatory at the end of the floor installation process. Refer to the information in the Love Tiles general catalogue.

Le nettoyage "après pose" sert à enlever les résidus de mortier, de ciment, de chaux et de ciment-joint présents sur les lignes de séparation. Il est obligatoire en fin de chantier. Se référer aux indications contenues dans le catalogue général Love Tiles.

Die Reinigung „nach dem Verlegen“ dient zur Entfernung der Spachtel-, Zement-, Kalk- und Einpressmörtelrückstände. Sie ist nach Beendigung der Verlegungsarbeiten Pflicht. Siehe Angaben im Hauptkatalog Love Tiles.

Чистка, после выполнения работ, важна для удаления остатков затирки, цемента и извести. Эта процедура является обязательной для успешного завершения укладки напольной плитки. За дополнительной информацией обратитесь в генеральный каталог Love Tiles.


La pulizia "dopo posa" serve per rimuovere i residui di cemento e malte. È obbligatoria a fine cantiere. Fare riferimento a quanto riportato sul catalogo generale Love Tiles.

APLICAÇÃO EM CIMENTO OU BÊTONILHA COM COLA

INSTALLATION ON SCREED WITH ADHESIVE | POSE SUR CHAPE AVEC COLLE | KLEBERVERLEGUNG AUF ESTRICH  
УКЛАДКА ПЛИТКИ НА БЕТОННУЮ СТЯЖКУ С ИСПОЛЬЗОВАНИЕМ ПЛИТОЧНОГО КЛЕЯ | POSA SU CEMENTO O MASSELLO CON COLLA

383.

GRAVILHA (SOLO)  
SCREED (GROUND)  
CHAPE (TERRAIN)  
ESTRICH (ERDBODEN)  
ГРАВИЙ (ГРУНТ/ПОЧВА)  
MASSETTO (TERRENO)



Camada de inclinação (reforçada com malha se necessário) mínimo de 1.5%  
Sloping screed (if necessary with a welded reinforcement mesh) min 1.5%  
Chape en pente (éventuelle maille électro-soudée) minimum 1.5%  
Geneigter Estrich (eventuell Bewehrungsmatte) mind. 1.5%  
Наклонная стяжка (при необходимости с приваренной армирующей сеткой) минимум 1,5%  
Massetto di pendenza (eventuale rete elettrosaldata) min. 1,5%


Camada de regularização  
Levelling layer  
Couche de nivellement  
Nivellierungsschicht  
Выравнивающий слой  
Strato di livellamento

Gravilha estabilizada com cimento  
Stabilized gravel with lean concrete  
Gravier stabilisé (gravier stabilisé à l'aide de béton maigre)  
Belüftungshohlraum (mit Magerbeton stabilisierter Kies)  
Стабилизированный грунт  
Ghiaia stabilizzata con calcestruzzo magro

Solo  
Ground  
Terrain  
Erdboden  
Грунт  
Terreno

Placa cerâmica de 20MM Love Tiles  
Love Tiles 20MM porcelain tile  
Grès cérame Love Tiles 20MM  
Feinsteinzeug Love Tiles 20MM  
Керамогранит 20мм от Love Tiles  
Piastrella in ceramica 20MM Love Tiles

GRAVILHA SOBRE SUPERFÍCIES PLANAS  
SCREED (FLOOR BASE) LAYING ON FLAT SURFACES  
CHAPE (BÉTON) POSE SUR COUVERTURES PLANES  
ESTRICH (TRÄGERDECKE) VERLEGUNG AUF EBENEN ABDECKUNGEN  
УКЛАДКА ГРАВИЯ НА ПЛОСКОЙ КРОВЛЕ  
MASSETTO (SOLAIO) POSA SU COPERTURE PIANE



Camada de inclinação (reforçada com malha se necessário) mínimo de 1.5%  
Sloping screed (if necessary with a welded reinforcement mesh) min 1.5%  
Chape en pente (éventuelle maille électro-soudée) minimum 1.5%  
Geneigter Estrich (eventuell Bewehrungsmatte) mind. 1.5%  
Наклонная стяжка (при необходимости с приваренной армирующей сеткой) минимум 1,5%  
Massetto di pendenza (eventuale rete elettrosaldata) min. 1,5%

Camada de separação  
Separation layer  
Couche de séparation  
Trennschicht  
Разделительный слой  
Strato di separazione

Camada impermeabilizante  
Waterproof layer  
Manteau imperméable  
Wasserdichter Mantel  
Водонепроницаемый слой  
Manto impermeabile

Betonilha  
Screed  
Chape  
Estrich  
Бетонная стяжка  
Massetto

Solo de base  
Floor base  
Plancher  
Trägerdecke  
Основа грунта  
Solaio

## 384. PAVIMENTOS SOBREELEVADOS (SUPERFÍCIE DURA) APLICAÇÃO EM SUPERFÍCIES PLANAS

As instruções de aplicação aqui propostas são apenas uma indicação e têm como propósito ilustrar a execução de uma pavimentação correta. Recomenda-se a consulta das normas e legislação aplicáveis em cada país, assim como as instruções da equipa de arquitetura / engenharia. Para a obtenção de um bom escoamento, recomenda-se a prévia preparação dos declives aquando a execução do suporte base. É importante referir que a placa cerâmica de 20MM Love Tiles tem uma absorção de água muito baixa e resistente ao gelo. Esta característica pode originar alguma acumulação de água junto dos bordos, mesmo que a instalação esteja absolutamente correcta. Recomenda-se a instalação com uma junta mínima de 3mm.

## MATERIAIS NECESSÁRIOS PARA INSTALAÇÃO DE PAVIMENTOS SOBREELEVADOS

Pés ajustáveis, chave de afinação, espátula de nível e vassoura.

## ELEVATED FLOORS (HARD BASE) LAYING ON FLAT SURFACES

The application layers proposed hereunder are to be taken as an indication, and have the sole purpose of explaining how to obtain a correct flooring. It is recommended to always refer to the specific norms and regulations in each individual country and the instructions of the design team.

So as to have optimal draining of the elevated floor it is better to prepare the necessary slopes during installation of the base.

It is important to note that Love Tiles porcelain tiles have extremely low water absorption rates and are therefore completely frost resistant. These characteristics may result in stagnation of water close to the edges of the tiles, even if the installation is done perfectly. We recommend installation with a minimum joint of 3 mm.

## NECESSARY MATERIALS FOR ELEVATED FLOOR INSTALLATION

Adjustable support, adjustment key, lifting tongs, a spirit level, a broom and dustpan.

## SURÉLEVÉ (PLANCHER) POSE SUR COUVERTURES PLANES

La stratigraphie proposée ci-dessous doit être considérée comme indicative et a le seul but d'illustrer la typologie d'application pour l'obtention d'un sol effectué selon les règles de l'art. Nous recommandons de toujours vous référer aux réglementations spécifiques en vigueur dans votre pays et aux indications de la Direction travaux. Il faudra, au moment de l'installation, juger des bonnes inclinaisons qui permettront le parfait drainage du sol surélevé.

Nous soulignons que le grès cérame Love Tiles se caractérise par ses très faibles valeurs d'absorption en eau ce qui lui permet de résister totalement au gel. Ces caractéristiques peuvent comporter quelques stagnations d'eau en proximité des bords des carreaux, indépendamment du fait que la pose ait été réalisée selon les règles de l'art ou pas. On conseille une pose avec un joint minimum de 3 mm.

## NÉCESSAIRE POUR LA POSE SURÉLEVÉE

Support réglable, clé de réglage, pince de levée, niveau à bulle, pelle et balai.

## APLICAÇÃO SOBREELEVADA

ELEVATED FLOOR INSTALLATION | POSE SURÉLEVÉE | VERLEGUNG ALS DOPPELBODEN  
УСТАНОВКА ФАЛЬШПОЛОВ | POSA SOPRAELEVATA

## DOPPELBODEN (TRÄGERDECKE) VERLEGUNG AUF EBENEN ABDECKUNGEN

Die nachfolgend vorgeschlagene Stratigraphie ist als indikativ zu betrachten und hat lediglich den Zweck, die Anwendungstypologie für den Erhalt eines fachgerecht ausgeführten Bodenbelags aufzuzeigen. Es wird empfohlen, sich immer auf die spezifischen in jedem einzelnen Land gültigen Bestimmungen und auf die Anweisungen der Bauleitung zu beziehen. Für den Erhalt einer optimalen Dränage des Doppelboden-Belags sollten geeignete Neigungen während der Installation vorgesehen werden. Es wird betont, dass die Werte der Wasserabsorption beim Feinsteinzeug Love Tiles praktisch vernachlässigbar sind und die Fliesen demnach komplett frostbeständig sind. Diese Eigenschaften können zu Wasseransammlungen in der Nähe der Fliesenränder führen, unabhängig davon ob die Verlegung fachgerecht ausgeführt wurde. Es wird empfohlen die Verlegung mit einer Mindestfuge von 3 mm auszuführen.

## ERFORDERLICHES MATERIAL FÜR DIE VERLEGUNG VON DOPPELBÖDEN

Regulierbarer Träger, Einstellschlüssel, Greifzange, Wasserwaage, Besen und Schaufel.

## ФАЛЬШПОЛЫ (С ТВЕРДЫМ ПОКРЫТИЕМ) ПРИМЕНЕНИЕ НА ПЛОСКИХ ПОВЕРХНОСТЯХ

Инструкция по укладке предложенная здесь является лишь иллюстрацией и примером осуществления правильного настила напольной плитки. Всегда рекомендуется проконсультироваться с правилами и законами в каждой стране, а также с инструкциями архитектора/дизайнера.

Для обеспечения хорошего дренажа, рекомендуется предварительная подготовка склонов во время выполнения укладки керамогранита. Следует отметить, что керамогранит 20MM от Love Tiles обладает очень низким водопоглощением и следовательно морозоустойчив. Эта характеристика может привести к накоплению воды вдоль краев плитки, даже если укладка была абсолютно правильной. Рекомендуемая толщина швов 3мм.

## НЕОБХОДИМЫЕ МАТЕРИАЛЫ ДЛЯ УКЛАДКИ НАВЕСНЫХ ПОЛОВ (ФАЛЬШПОЛОВ)

Регулируемая опора, ключ регулировки, подъемные клещи, метла и совок.

## PAVIMENTI SOPRAELEVATI (SOLAIO) POSA SU COPERTURE PIANE

Le istruzioni di posa qui di seguito proposte sono da ritenersi indicative e hanno l'unico scopo di illustrare la tipologia di applicazione per l'ottenimento di una pavimentazione eseguita a regola d'arte.

Si consiglia di fare sempre riferimento alle specifiche normative vigenti in ogni singolo paese e alle indicazioni del team di architettura / ingegneria.

Per l'ottenimento di un ottimale drenaggio della pavimentazione sopraelevata è opportuno prevedere le idonee pendenze da realizzare durante la posa del solaio.


Si evidenzia che la piastrella in ceramica 20MM Love Tiles è caratterizzata da valori di assorbimento d'acqua praticamente trascurabili e quindi da totale ingelività. Queste caratteristiche possono comportare ristagni di acqua in prossimità dei bordi delle piastrelle, indipendentemente da una posa realizzata a regola d'arte.

Si consiglia la posa con una fuga minima di 3 mm.

## MATERIALI OCCORRENTI PER LA POSA DI PAVIMENTI SOPRAELEVATI

Supporto regolabile, chiave di regolazione, pinza di sollevamento, livella con bolla, scopa e paletta.

## APLICAÇÃO SOBREELEVADA

ELEVATED FLOOR INSTALLATION | POSE SURÉLEVÉE | VERLEGUNG ALS DOPPELBODEN  
УСТАНОВКА ФАЛЬШПОЛОВ | POSA SOPRAELEVATA

IMG. 1

A instalação sobre pés de plástico deve apenas ocorrer sobre suportes impermeabilizados.

The installation on the plastic supports must only been done on perfectly waterproof substrates.

La pose sur des supports en plastique doit être effectuée sur des supports parfaitement imperméabilisés.

Das Verlegen auf Plastikträgern muss auf einwandfrei wasserdichten Untergründen erfolgen.

Установка на пластиковых опорах должна быть только на водонепроницаемых подложках.

La posa su supporti in plastica deve avvenire su sottofondi perfettamente impermeabilizzati.



IMG. 2

Antes de instalar, limpar o suporte cuidadosamente.

Before proceeding with the installation clean the substrate thoroughly.

Avant de procéder à la pose, il convient d'effectuer un bon nettoyage du support.

Vor dem Verlegen muss der Untergrund sorgfältig gereinigt werden.

Перед укладкой почистить тщательно опору.

Prima di procedere con la posa occorre realizzare una corretta pulizia del sottofondo.



IMG. 3

Recomenda-se a utilização de um pé central no formato 60x60 para distribuir a carga equitativamente.

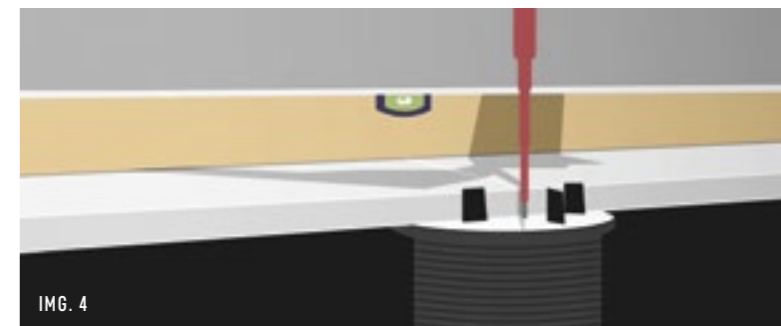
It is recommended to use a fifth central support on the 60 x 60 tile, so as to distribute the loads equally.

Nous recommandons l'utilisation d'un cinquième support central du carreau 60x60 cm, afin de distribuer uniformément la charge.

Es wird der Einsatz eines fünften Trägers in der Mitte der Platte 60x60 empfohlen, um die Last gleichmäßig zu verteilen.

Рекомендуется использовать центральную опору на формат 60x60, чтобы равномерно распределить нагрузку.

Si consiglia l'uso del quinto supporto centrale alla piastrella 60x60 cm, per distribuire uniformemente il carico.



IMG. 4


Com a ajuda da chave de afinação é possível obter uma superfície plana, estável e com a devida inclinação para um melhor isolamento de água.

With the use of the special adjustment key it is possible to obtain a perfectly flat, stable surface and, where necessary, with the required slope for better water drainage.


Avec la clé de réglage appropriée, il est possible d'avoir une surface parfaitement plane, stable et, s'il le faut, la juste pente pour un meilleur écoulement de l'eau.

Mit dem Einsatz des entsprechenden Einstellschlüssel kann man eine perfekt ebenmäßige und stabile Oberfläche erhalten und falls notwendig mit entsprechender Neigung für besseren Abfluss des Wassers. С помощью ключа регулировки можно получить устойчивую поверхность с наклоном для лучшего стока воды и дренажа.

Con l'utilizzo dell'apposita chiave di regolazione è possibile ottenere una superficie perfettamente planare.



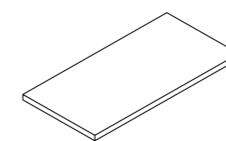
386.



AVENUE 20 MM DARK GREY AS  
60 x 60

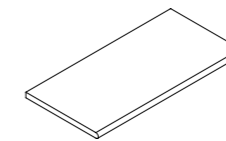
DISPONÍVEL EM TODAS AS COLEÇÕES 20MM AS | AVAILABLE IN ALL 20 MM AS COLLECTIONS  
DISPONIBLE DANS TOUTES LES COLLECTIONS 20MM AS | LIEFERBAR IN ALLE 20MM AS SERIEN  
ДОСТУПЕН (ДОСТУПНА) ВО ВСЕХ КОЛЛЕКЦИЯХ 20 MM AS | DISPONIBILE IN TUTTI LE COLLEZIONI 20MM AS

387.



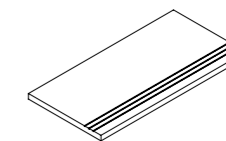
Base  
Straight edge  
Margelle  
Stufenplatte  
Ступень базовая  
Gradino costa retta

30x60 20MM AS P-6340  
29,65x59,5 RET. 20MM AS P-6340



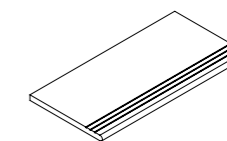
Base boleada  
Bullnose  
Margelle arrondie  
Stufenplatte abgerundet  
Ступень с закругленной фаской  
Gradino costa toro

30x60 20MM AS P-6520  
29,65x59,5 RET. 20MM AS P-6520



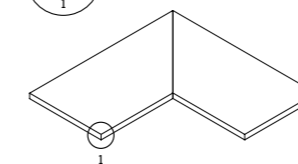
Base sulcada  
Straight edge Grooved  
Margelle sillonnée  
Rillenstufe  
Ступень с насечками  
Gradino costa retta scanalato

30x60 20MM AS P-6350  
29,65x59,5 RET. 20MM AS P-6350



Base sulcada boleada  
Bullnose Grooved  
Margelle sillonnée arrondie  
Rillenstufe gerundet  
Ступень с насечками и с закругленной фаской  
Gradino costa toro scanalato

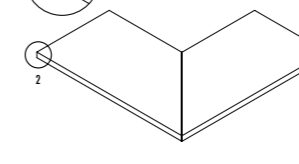
30x60 20MM AS P-6530  
29,65x59,5 RET. 20MM AS P-6530



Cantos interiores  
Straight edge corners  
Margelles angle droit  
Eckstufe  
Внутренний угол  
Angolo interno

30x60 20MM AS P-6470  
29,65x59,5 RET. 20MM AS P-6470

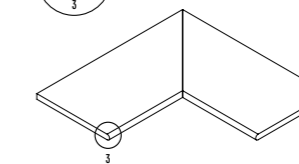
(vendida ao par | sold per two pieces set | vendu à la paire | paarweise verkauft | Продается в комплекте состоящим из двух штук | venduta a coppie)



Cantos exteriores  
Straight edge outer  
Angle extérieur  
Eckstufe Außenseite  
Внешний угол  
Angolo esterno

30x60 20MM AS P-6470  
29,65x59,5 RET. 20MM AS P-6470

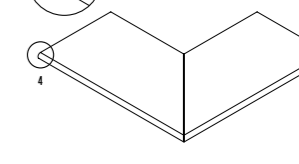
(vendida ao par | sold per two pieces set | vendu à la paire | paarweise verkauft | Продается в комплекте состоящим из двух штук | venduta a coppie)



Cantos interiores boleados  
Bullnose inner corners  
Margelles bord intérieur arrondi  
Abgerundete Innenecke (Gärung)  
Внутренний угол с фаской  
Gradini con bordo interno a toro

30x60 20MM AS P-6660  
29,65x59,5 RET. 20MM AS P-6660

(vendida ao par | sold per two pieces set | vendu à la paire | paarweise verkauft | Продается в комплекте состоящим из двух штук | venduta a coppie)



Cantos exteriores boleados  
Bullnose outer corners  
Margelles bord extérieur arrondi  
Abgerundete Aussenecke (Gärung)  
Внешний угол с фаской  
Gradini con bordo esterno a toro

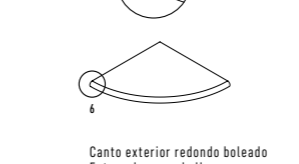
30x60 20MM AS P-6660  
29,65x59,5 RET. 20MM AS P-6660

(vendida ao par | sold per two pieces set | vendu à la paire | paarweise verkauft | Продается в комплекте состоящим из двух штук | venduta a coppie)



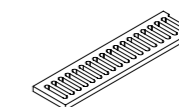
Canto interior redondo boleado  
Internal corner bullnose  
Margelle angle rentrant arrondi  
Abgerundete Innenecke  
Угол внутренний округлый с фаской  
Gradino ad angolo rientrante con toro

60x60 20MM AS P-6690  
59,5x59,5 RET. 20MM AS P-6690



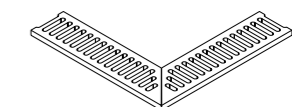
Canto exterior redondo boleado  
External corner bullnose  
Margelle angle sortant arrondi  
Abgerundete Aussenecke  
Угол внешний округлый с фаской  
Gradino ad angolo sporgente con toro

30x30 20MM AS P-6590  
29,65x29,65 RET. 20MM AS P-6590



Gretha  
Overflow grille  
Grille  
Überlauf  
Решетка  
Griglia

15x60 20MM AS P-6630  
15x59,5 RET. 20MM AS P-6630



Cantos gretha  
Overflow corners grille  
Angles grille  
Überlauf Ecke  
Углы решетки  
Griglie ad angolo

15x60 20MM AS P-6740  
15x59,5 RET. 20MM AS P-6740

(vendida ao par | sold per two pieces set | vendu à la paire | paarweise verkauft | Продается в комплекте состоящим из двух штук | venduta a coppie)

388.




DAWN 20MM BLACK AS  
60x60


389.



DAWN 20MM LIGHT GREY AS  
60X60  
59,5X59,5 RET.



DAWN 20MM TORTORA AS  
60X60  
59,5X59,5 RET.



DAWN 20MM BLACK AS  
60X60  
59,5X59,5 RET.

LM-3635  
LM-3695



390.



AVENUE 20 MM DARK GREY AS  
60 x 60

391.



AVENUE 20MM TORTORA AS  
60X60  
59,5X59,5 RET.



AVENUE 20MM GREY AS  
60X60  
59,5X59,5 RET.



AVENUE 20MM DARK GREY AS  
60X60  
59,5X59,5 RET.



LM-3635  
LM-3695

392.




**CANYON 20MM SAND AS**  
60 x 60

393.



**CANYON 20MM IVORY AS**  
60X60  
59,5X59,5 RET.



**CANYON 20MM SAND AS**  
60X60  
59,5X59,5 RET.



**CANYON 20MM GREY AS**  
60X60  
59,5X59,5 RET.

LM-3635  
LM-3695



394.



GROUND 20 MM GREY AS  
60 x 60

395.



GROUND 20MM GREY AS  
60X60  
59,5X59,5 RET. LM-3635  
LM-3695



GROUND 20MM LIGHT GREY AS  
60X60  
59,5X59,5 RET. LM-3635  
LM-3695



GROUND 20MM TORTORA AS  
60X60  
59,5X59,5 RET. LM-3635  
LM-3695



GROUND 20MM CREAM AS  
60X60  
59,5X59,5 RET. LM-3635  
LM-3695





396.



WILDWOOD 20 MM TORTORA AS  
60 x 60

397.



WILDWOOD 20MM TORTORA AS  
60X60  
59,5X59,5 RET.



WILDWOOD 20MM LIGHT GREY AS  
60X60  
59,5X59,5 RET.



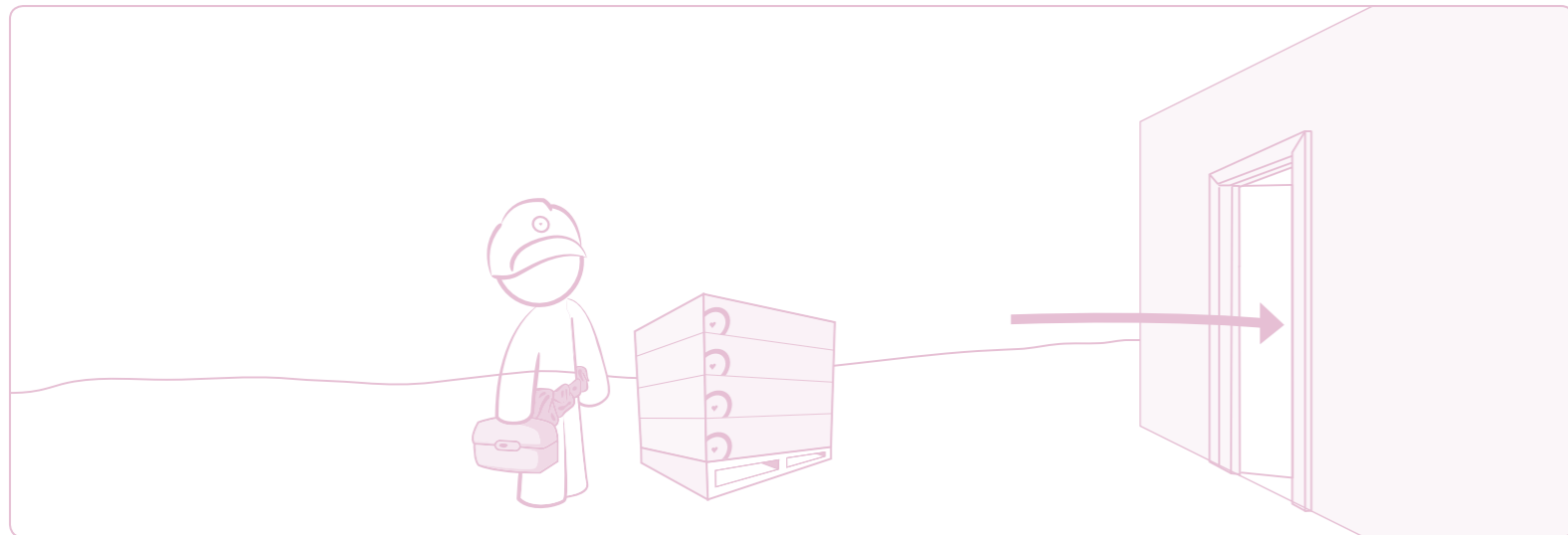
WILDWOOD 20MM GREY AS  
60X60  
59,5X59,5 RET.



## INFORMAÇÃO TÉCNICA

TECHNICAL INFORMATION | INFORMATION TECHNIQUE | TECHNISCHE INFORMATION  
ТЕХНИЧЕСКАЯ ИНФОРМАЦИЯ | INFORMAZIONE TECNICA

398.



Antes de iniciar o assentamento do material cerâmico, deverá ter em consideração os seguintes aspetos:

- Verificar se o material cerâmico é indicado para utilizar no local selecionado de acordo com as suas especificações e características técnicas;
- Verificar se existe material suficiente para realizar a obra;
- Confirmar nas caixas se o produto é da mesma tonalidade, escolha e calibre.

O bom desempenho do material cerâmico depende fortemente das condições de aplicação pelo que é de extrema importância garantir os seguintes pressupostos:

Before (beginning the) laying (of) ceramic material, you should take the following aspects into account:

- Check if the ceramic material is suitable for (use at) the selected site, according to its specifications and technical characteristics;
- Check whether there is enough material to conclude the work;
- Check the boxes to see/confirm in the boxes if the product is in the same shade, choice and caliber.

The good performance of the ceramic material depends strongly on the conditions of application for which it is extremely important to ensure the following assumptions:

Avant de commencer la pose du matériau céramique, les aspects suivants devront être pris en considération:

- Vérifier si le matériau céramique est indiqué pour une utilisation dans le lieu choisi, conformément à ses spécifications et caractéristiques techniques;
- Vérifier s'il existe la quantité de matériau suffisante pour réaliser le chantier;
- Confirmer dans les boîtes si le produit est du même ton, de la même qualité, et du même calibre.

La bonne performance du matériau céramique dépend fortement des conditions d'application. Il est donc extrêmement important de garantir les conditions préalables suivantes:

Vor dem Beginn der Verlegearbeiten sollten Sie folgende Punkte berücksichtigen:

- Bitte überprüfen Sie, ob die gewählte Fliese laut ihrer Oberflächenbeschaffenheit und ihren technischen Eigenschaften geeignet für das Einsatzgebiet ist;
- Bitte prüfen Sie nach, ob die Menge der gewählten Fliese ausreicht, um das geplante Bauprojekt fertig zu stellen;
- Bitte prüfen Sie, ob die Fliesen aus verschiedenen Kartons dieselbe Beschaffenheit, (Ton, Wahl und Kaliber) haben.

- Die Leistungsfähigkeit der Fliese hängt stark davon ab, wie die Fliesen verlegt werden. Daher ist es sehr wichtig, die folgenden Punkte zu beachten:

Перед началом работ по усадке керамического материала необходимо учесть следующие моменты:

- Проверить, подходит ли керамический материал для использования в назначенном месте согласно его свойствам и техническим характеристикам;
- Проверить, имеется ли материал в количестве, достаточном для производства работ;
- Проверить по упаковкам, является ли продукция того же оттенка, ассортимента и размера.

Хорошие эксплуатационные показатели использования керамического материала сильно зависят от условий кладки, поэтому исключительно важно обеспечить следующие предпосылки:

Prima di iniziare la posa del materiale ceramico, occorre tener conto dei seguenti aspetti:

- Controllare che il materiale ceramico sia idoneo per l'uso nella posizione selezionata secondo le sue specifiche e caratteristiche tecniche;
- Verificare se c'è abbastanza materiale per eseguire il lavoro;
- Confermare sulle scatole se il prodotto è della stessa tonalità, selezione e calibro.

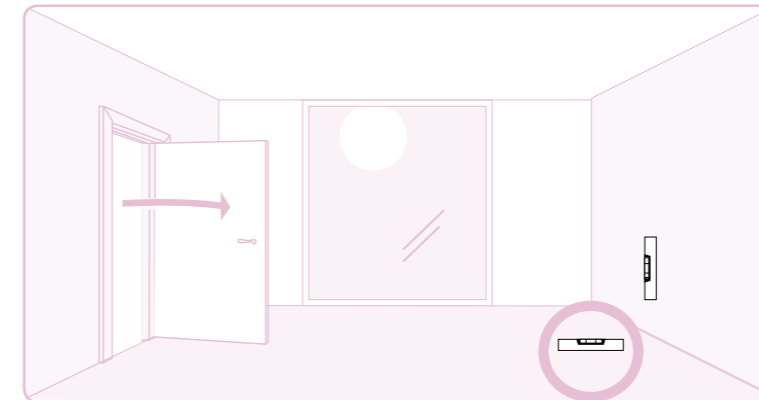

Le buone prestazioni del materiale ceramico dipendono in gran parte dalle condizioni di posa ed è quindi estremamente importante garantire i seguenti presupposti:

**LOVE**  
CERAMIC TILES

## INFORMAÇÃO TÉCNICA

TECHNICAL INFORMATION | INFORMATION TECHNIQUE | TECHNISCHE INFORMATION  
ТЕХНИЧЕСКАЯ ИНФОРМАЦИЯ | INFORMAZIONE TECNICA

399.



01



### O SUPORTE

O suporte deve apresentar-se estável, limpo de resíduos, fendas e poeiras. Deverão ser respeitados os tempos de cura e estabilidade dos tratamentos a que possa ter sido sujeito. Deve fazer-se a verificação da planaridade do mesmo, procedendo à regularização, se necessário com a ajuda de produtos adequados a esse fim. Estes aspetos são vitais para pavimentos e revestimentos cerâmicos.

### SUPPORT

The support must be stable, free of debris, dust and cracks. Curing times and stability of the treatments to which the support may have been subjected should be respected. You should check its flatness and stabilize it, if necessary with the help of products suitable for the purpose. These aspects are vital for wall and floor ceramic tiles.

### LE SUPPORT

Le support doit être stable, exempt de résidus, fentes et poussières. Les temps de durcissement et de stabilité des traitements auxquels il doit être soumis devront être respectés. La planéité du support doit être vérifiée et le nivellement doit être réalisé si cela est nécessaire, à l'aide de produits appropriés. Ces aspects sont essentiels pour les revêtements de sol et muraux céramiques.

### DER UNTERGRUND

Der Untergrund muss stabil, sauber, sowie frei von Rissen und Staub sein. Sollte der Untergrund vor dem Verlegen der Fliesen speziell behandelt werden müssen, so sollten Sie darauf achten, dass die Behandlung gut gelungen und abgeschlossen ist, bevor Sie die Fliesen verlegen. Sie sollten den Untergrund inspizieren. Falls er nicht eben ist, muss er mit Hilfe von passenden Produkten grundiert werden. Diese Vorsicht ist angebracht und eine unabdingbare Voraussetzung für das fachgerechte Verlegen von Boden- und Wandfliesen.

### ОПОРНАЯ ОСНОВА

Опорная основа должна быть устойчивой, очищенной от отходов, трещин и пыли. Должны соблюдаться сроки полного высыхания и устойчивости процессов обработки, которым она может быть подвержена покрытия. Следует произвести проверку на плоскостность и, если нужно, отрегулировать ее с использованием предназначенных для этого материалы. Эти аспекты являются жизненно важными при установке керамических напольных покрытий и облицовке.

### SUPPORTO

Il supporto deve essere stabile, privo di sporcizia, polvere e crepe. Le tempistiche di presa e di stabilità dei trattamenti a cui potrebbe essere stato sottoposto devono essere rispettate. Occorre controllare la sua planarità, livellandolo, se necessario, con l'aiuto di prodotti idonei a tale scopo. Questi aspetti sono fondamentali per pavimenti e rivestimenti in ceramica.

02

### O MATERIAL

Para obter um melhor efeito visual do produto, aconselha-se a utilização, alternada, de peças cerâmicas retiradas de várias embalagens em simultâneo. Caso o produto seja destonalizado ou tenha gráfica e tonalidade diferente, deverá ser aplicado de forma aleatória.

### MATERIAL

For a better visual effect of the product, it is advisable to use alternating ceramic pieces taken from various packages simultaneously. If the product has shade variations or has different graphics and shades, it should be applied randomly.

### LE MATÉRIAU

Pour obtenir un meilleur effet visuel avec le produit, il est conseillé d'utiliser de forme alternée des pièces céramiques retirées simultanément de plusieurs emballages. Si le produit est dénuancé ou a un aspect graphique différent et une tonalité différente, il devra être appliqué de forme aléatoire.

### DAS MATERIAL

Damit Sie das beste Ergebnis erzielen, ist es ratsam, die Fliesen immer aus verschiedenen Paketen zu wählen und in regelmäßig abwechselnder Folge zu verlegen. Falls das Produkt diverse Farbschattierung, einen unterschiedliche Farbton oder grafisches Design aufweist, müssen die Fliesen auf diese Weise verlegt werden.

### МАТЕРИАЛ

Для получения лучшего визуального эффекта советуем использовать попеременно керамические образцы, беря их из разных коробок одновременно. Если продукция без оттенков или с различающимися графическими изображениями и тональностью, установка должна осуществляться в произвольном порядке.

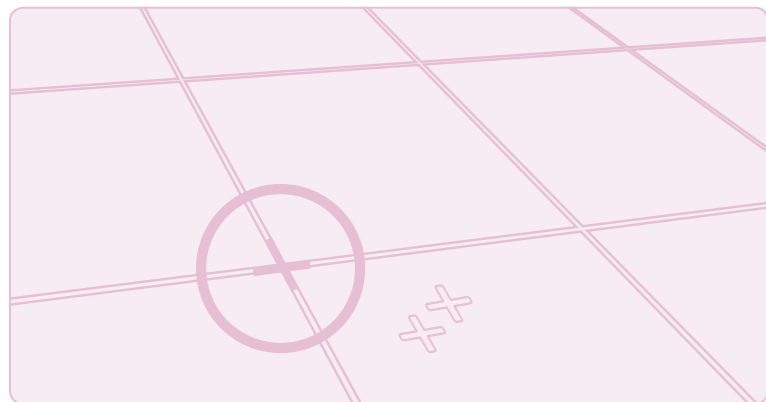
### MATERIALE

Per ottenere un migliore effetto visivo del prodotto, si consiglia di utilizzare, in modo alternato, pezzi in ceramica prelevati contemporaneamente da diverse scatole. Se il prodotto è stonalizzato o ha una grafica e tonalità diversa, deve essere applicato in modo casuale.

## INFORMAÇÃO TÉCNICA

TECHNICAL INFORMATION | INFORMATION TECHNIQUE | TECHNISCHE INFORMATION  
ТЕХНИЧЕСКАЯ ИНФОРМАЦИЯ | INFORMAZIONE TECNICA

400.



03

≥ 2mm    ≥ 2mm    3-5mm

### JUNTAS DE ASSENTAMENTO

Tendo em vista uma perfeita aplicação das peças cerâmicas, deve usar-se obrigatoriamente juntas de assentamento. Estas cumprem importantes funções estéticas e técnicas, facilitando o alinhamento dos materiais, absorvendo eventuais deformações que se possam fazer sentir na estrutura – chão e parede – e impedindo, assim, a transmissão destas deformações às peças cerâmicas.

Utilizar as juntas mínimas recomendadas de forma a garantir um bom aspeto estético das peças cerâmicas, bem como respeitar as normas de aplicação:

NÃO RETIFICADOS - junta mínima de 2 mm

RETIFICADO - junta mínima de 2 mm

PRODUTOS RÚSTICOS - 3 – 5 mm

**NOTA:** independentemente dos valores aqui apresentados, o aplicador deverá sempre seguir as normativas dos países onde está a fazer este trabalho de aplicação.

### JOINTS FOR TILE-LAYING

For a perfect application of the ceramic pieces, you should definitely use joints. They fulfill important aesthetic and technical functions, facilitating alignment of the materials, absorbing any possible deformation liable to be felt in the structure - floor and wall - thus preventing the transmission of deformations to the ceramic pieces.

Use the minimum recommended joints so as to ensure a good aesthetic aspect of the ceramic pieces, and respect the rules of application as follows:

NON RECTIFIED - minimum joint of 2mm

RECTIFIED - minimum joint of 2mm

RUSTIC PRODUCTS - 3-5mm

**NOTE:** Regardless of the values presented here, the person applying it should always follow the regulations of the countries where he is doing this application work.

### JOINTS DE POSE

L'utilisation de joints de pose est obligatoire afin d'obtenir une pose parfaite des pièces céramiques. Ils remplissent une importante fonction esthétique et technique. Ils facilitent l'alignement des matériaux et absorbent d'éventuelles déformations qui peuvent se produire dans la structure – sols et murs – et empêchent donc la transmission de ces déformations aux pièces céramiques.

Utiliser Les joints minimaux recommandés afin de garantir un bon aspect esthétique des pièces céramiques et respecter les normes d'application sont les suivants:

NON RECTIFIÉS - joint minimal de 2 mm

RECTIFIÉ - joint minimal de 2 mm

PRODUITS RUSTIQUES - 3 – 5 mm

**REMARQUE:** Indépendamment des valeurs ici présentées, l'applicateur devra toujours suivre les réglementations du pays où il réalise ce travail d'application.

### DAS VERFUGEN

Um die keramischen Platten perfekt zu verlegen, sollten Sie die Wand oder den Boden ordnungsgemäß verfugen. Die Fugen haben wichtige ästhetische und technische Funktionen. Sie erleichtern das Aufreihen der Fliesen; sie absorbieren eventuelle Verformungen der Wand oder des Bodens, und vermeiden dadurch die Übertragung dieser Verformungen auf die Fliesen. Die empfohlenen Fugenbreiten, welche eine schöne Optik sowie eine regelgerechte Verlegung

gewährleisten, sind nachfolgend angegeben:

NICHT REKTIFIZIERT – mindestens 2 mm

REKTIFIZIERT – mindestens 2 mm

RUSTISCHE FLIESEN – 3 – 5 mm

**WICHTIG:** Abgesehen von den oben angegebenen Fugenbreiten, muss der Fliesenleger immer den jeweils geltenden landesspezifischen Vorschriften Folge leisten.

### ПРОКЛАДКИ

Для получения безукоризненного результата при установке керамических деталей следует обязательно использовать прокладки. Они играют важную эстетическую и техническую роль, облегчая выравнивание материала, вбирая в себя возможную деформацию, которая может чувствоваться в структуре (пола и стены), препятствуя, таким образом, передаче этой деформации керамическим деталям.

Использовать рекомендуемые минимальные прокладки, чтобы обеспечить отличный эстетический вид керамических деталей, а также соблюдать правила установки:

НЕРЕКТИФИЦИРОВАННАЯ – минимальная прокладка 2 мм

РЕКТИФИЦИРОВАННАЯ – минимальная прокладка 2 мм

ПРОДУКЦИЯ В ДЕРЕВЕНСКОМ СТИЛЕ – 3-5 мм

**ПРИМЕЧАНИЕ:** Независимо от приведённых здесь значений, специалист всегда должен соблюдать нормы той страны, в которой производит работы по укладке.

### FUGHE

Per una perfetta posa delle piastrelle in ceramica, devono essere eseguite delle fughe. Queste svolgono importanti funzioni estetiche e tecniche, facilitando l'allineamento dei materiali, assorbendo eventuali deformazioni che potrebbero manifestarsi sulla struttura – pavimento e parete – e quindi prevenendo la trasmissione di queste deformazioni alle piastrelle in ceramica.

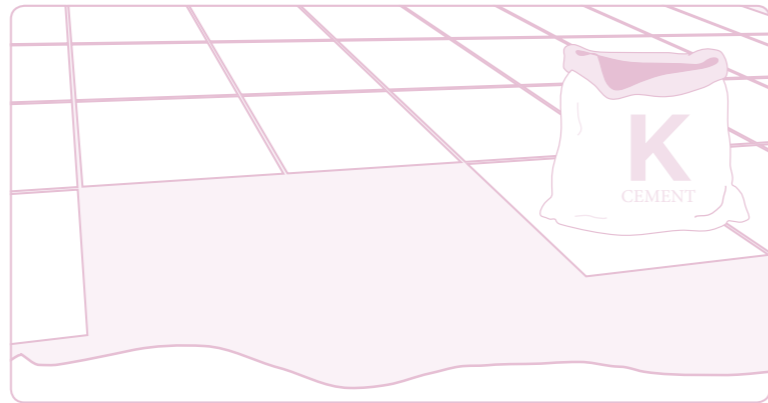
Utilizzare le fughe minime raccomandate per garantire un buon aspetto estetico delle piastrelle in ceramica e rispettare le modalità di posa:

NON RETTIFICATI – fuga minima di 2 mm

RETTIFICATI – fuga minima di 2 mm

PRODOTTI RUSTICI – 3 - 5 mm

**NOTA:** indipendentemente dai valori sopra riportati, il posatore deve fare sempre riferimento alle specifiche normative vigenti nel paese in cui sta eseguendo questo lavoro di posa.



04

### COLA E ARGAMASSAS

As argamassas, argamassas de rejuntamento, cimentos-colas e colas a utilizar deverão ter em conta o suporte e o fim a que se destinam as peças cerâmicas - interior, exterior, parede, pavimento - e a sua tipologia - monoporosa ou grés esmaltado. Deverá seguir as instruções indicadas pelo fabricante sobre a sua utilização.

### GLUE AND MORTAR

The mortars, grouting mortars, glue-cements, and glues to be used should take into account both the support and the intended purpose of the ceramic pieces - indoor, outdoor, wall, floor - and

their typology – mono-porous / monoporosa or glazed stoneware.

You should follow the instructions provided by the manufacturer on its use.

### COLLE ET MORTIERS

Les mortiers, mortiers de rejointoiement, ciments-colles et colles à utiliser devront tenir compte du support et de la fin à laquelle sont destinées les pièces céramiques - intérieur, extérieur, mur, plancher - ainsi que de leur typologie - monoporosa ou grès émaillé. Vous devrez suivre les instructions indiquées par le fabricant pour son utilisation.

### KLEBER UND MÖRTEL

Welchen Mörtel, welchen Zementkleber oder welche andere Verbundmittel Sie am besten verwenden, hängt sowohl vom Untergrund als auch vom Material (Monoporosa, glasierte Fliesen) ab. Es kommt ebenso darauf an, ob die Fliesen im Außen- oder Innenbereich, an der Wand oder am Boden verlegt werden. Bitte befolgen Sie die Herstellerangaben zum Gebrauch des Produktes.

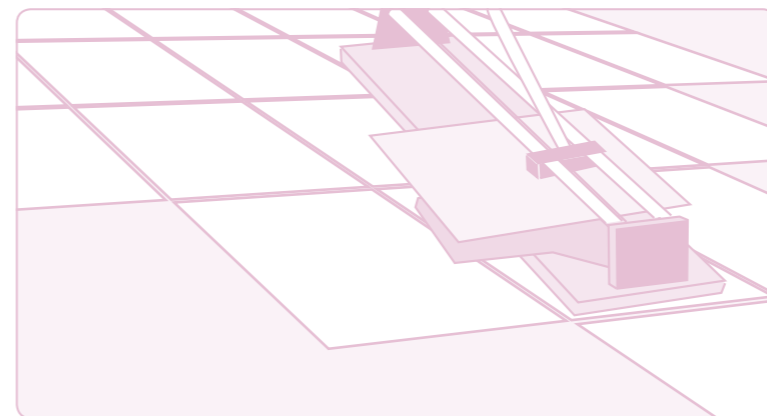
### КЛЕИ И РАСТВОРЫ

При выборе растворов, тампонажных растворов, цементных клеев и других видов клея необходимо учитывать основу и назначение керамических деталей – наружное, внутреннее, стены, напольное покрытие – и его типологию – монопористый или эмалированный керамогранит. Необходимо соблюдать инструкции по их применению, разработанные производителем.

### COLLE E MALTE

Le malte, malte fuganti, cementi-colla e colle da utilizzare devono tener conto del supporto e della destinazione delle piastrelle in ceramica – interno, esterno, parete, pavimento – e della loro tipologia – monoporosa o gres porcellanato smaltato.

Seguire le istruzioni per l'uso fornite dal fabbricante.



05

### CORTE

Para executar cortes nas peças cerâmicas poderá utilizar uma máquina de corte manual.

Para cortes mais difíceis poderá utilizar uma máquina de serra de corte com arrefecimento a água com potência superior 1 cv. Também é possível a utilização de rebarbadora de corte a seco para pequenos cortes.

### CUT

To make cuts in ceramic pieces you can use a manual cutting machine.

For tougher cuts you can use a cutting saw machine with water cooling with power above 1hp. You can also use a dry grinder for making small cuts.

### COUPE

Pour couper les pièces céramiques, vous pourrez utiliser une machine de coupe manuelle. Pour des coupes plus difficiles, vous pourrez utiliser une machine de coupe refroidie à eau, d'une puissance supérieure à 1 cv.

Il est également possible d'utiliser une meuleuse (coupe à sec) pour les petites découpes.

## INFORMAÇÃO TÉCNICA

TECHNICAL INFORMATION | INFORMATION TECHNIQUE | TECHNISCHE INFORMATION  
ТЕХНИЧЕСКАЯ ИНФОРМАЦИЯ | INFORMAZIONE TECNICA

401.

### FLIESEN SCHNEIDEN

Die keramischen Platten können mit Hilfe einer handlichen Fliesenschneidmaschine zugeschnitten werden.

Für aufwendige Schnitte können Sie einen Wasser-Fliesenschneider (> 1cv) verwenden. Für kleine Schnitte empfehlen wir einen Winkelschleifer zu benutzen.

### РЕЗКА

Чтобы производить резку керамических изделий, можно использовать инструмент для ручной резки.

Для более трудоёмкой резки можно применять механическую пилу с водяным охлаждением мощностью свыше 1 л.с.

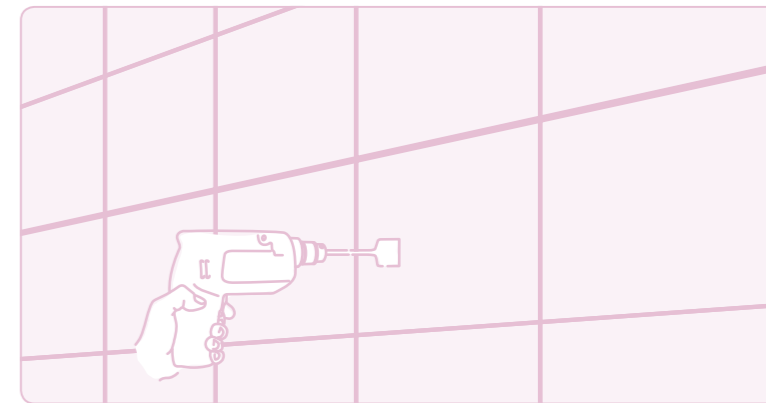
Также при небольшой нарезке возможно применение шлифовальной машины для сухой резки.

### TAGLIO

Per eseguire tagli sulle piastrelle in ceramica è possibile utilizzare una macchina da taglio ad azionamento manuale.

Per tagli più difficili è possibile utilizzare un tagliapiastrelle elettrica con raffreddamento ad acqua di potenza superiore a 1 cv.

È anche possibile utilizzare la smerigliatrice per taglio a secco per piccoli tagli.



06

### FUROS

Na furação deverão ser utilizadas brocas cranianas diamantadas com diâmetro adaptável ao furo pretendido.

### HOLES

For drilling you should use diamond twist drills with a diameter adaptable to the desired hole.

### PERÇAGES

Pour le perçage, utiliser des trépan diamantés avec un diamètre adapté au trou désiré.

### LÖCHER

Löcher sollten im gewünschten Durchmesser mittels einer Diamanthammerbohrkrone in die Fliese gebohrt werden.

### ОТВЕРСТИЯ

При сверлении отверстий необходимо использовать алмазные свёрла диаметра, соответствующего предполагаемому отверстию.

### FORI

Per realizzare fori circolari sulle piastrelle devono essere utilizzate delle frese a tazza diamantata con un diametro adattabile al foro stesso.

LOVE  
CERAMIC TILES

## INFORMAÇÃO TÉCNICA

TECHNICAL INFORMATION | INFORMATION TECHNIQUE | TECHNISCHE INFORMATION  
ТЕХНИЧЕСКАЯ ИНФОРМАЦИЯ | INFORMAZIONE TECNICA

402.



07

### SEGURANÇA NA PREPARAÇÃO E ASSENTAMENTO DO MATERIAL

Aconselha-se a utilização de EPI (equipamento de proteção individual) adequado, nomeadamente, calçado de segurança, luvas de proteção e ainda óculos e proteção auditiva nas operações de corte do material. Devem ser cumpridas as boas práticas a nível do levantamento e transporte manual de cargas.

### SAFETY AND PREPARATION FOR LAYING THE MATERIAL

We advise the use of appropriate PPE (personal protective equipment), namely safety footwear, protective gloves and even goggles (safety glasses) and hearing protection in operations of cutting material.

Good practices must be followed in terms of lifting and carrying loads.

### SÉCURITÉ LORS DE LA PRÉPARATION ET DE LA POSE DU MATÉRIAU

Il est conseillé d'utiliser un EPI (équipement de protection individuelle) approprié, notamment des chaussures de sécurité, des gants de protection, mais aussi des lunettes et une protection auditive lors des opérations de coupe du matériau.

Respectez les bonnes pratiques concernant le levage et le transport manuel de charges devront être appliquées.

### SICHERHEITSHINWEISE FÜR DAS VERLEGEN VON FLIESEN

Wir empfehlen Ihnen, immer die passende Schutzkleidung zu tragen. Wir ermahnen Sie eindringlich, Schutzschuhe, -handschuhe, -brille sowie Gehörschutz zu benutzen, wenn Sie die Fliesen zuschneiden.

Achten Sie bitte auf die richtige Körperhaltung, wenn Sie Lasten heben und tragen.

### ОХРАНА ТРУДА ПРИ ПОДГОТОВКЕ И УКЛАДКЕ МАТЕРИАЛА

Рекомендуется использование подходящих СИЗ (средств индивидуальной защиты), а именно, безопасной обуви, защитных перчаток, а также очков и средств звуковой защиты при резке материала.

Необходимо соблюдать правила безопасности при ручном подъёме и транспортировке грузов.

### SICUREZZA NELLA PREPARAZIONE E POSA DEL MATERIALE

Si consiglia l'uso dei DPI (dispositivi di protezione individuale) idonei, quali scarpe antinfortunistiche, guanti di protezione e occhiali, nonché protezione dell'udito nelle operazioni di taglio del materiale.

Devono anche essere rispettate le buone pratiche a livello di sollevamento e movimentazione manuale dei carichi.



08

### PROTEÇÃO E LIMPEZA

Imediatamente após o assentamento do material cerâmico recomenda-se que as peças cerâmicas sejam devidamente protegidas. Para remoção de sujidade pós-obra, tais como resto de junta, cimentos, etc., recomenda-se a utilização de um ácido desincrustante tamponado para remoção de todos os resíduos.

Na manutenção diária poderão ser utilizados detergentes comuns, respeitando as diluições recomendadas pelo respetivo fabricante.

Relativamente às peças decoradas, deve-se-á evitar a utilização de produtos de limpeza abrasivos, poderão danificar as peças.

As peças decoradas através da deposição de partículas de titânio – designação "mirror" - que lhe conferem um aspeto metálico deverão ser manuseadas com cuidado. A limpeza final e de manutenção deste tipo de produto deverá ser feita com detergentes próprios para metais – brilhantador de aço inox - de forma a criar um efeito antiestático que possa repelir a sujidade e proteger o produto de gorduras e corrosão.

### PROTECTION AND CLEANING

Immediately after the laying of ceramic material it is recommended that the ceramic parts are / will be duly protected. For dirt removal after the work, such as left-over joints, cements, etc., it is recommended that you use a buffered descaling acid to remove all residues.

In daily maintenance, ordinary detergents may be used, respecting the dilutions recommended by the respective manufacturer.

Regarding decorated pieces, you should avoid the use of abrasive cleansers that may damage the pieces.

Pieces decorated through the depositing of titanium particles – with the designation "mirror" - which give them a metallic aspect should be handled with care. The final cleaning and maintenance of this type of product should be made with detergents suitable for metals - stainless steel brightener - so as to create an antistatic effect that can repel dirt and protect the product from fats and corrosion.

### PROTECTION ET NETTOYAGE

Immédiatement après la pose du matériau céramique, il est recommandé de protéger correctement les pièces céramiques. Pour l'élimination de la saleté résultant des travaux, comme les résidus de joints, ciments, etc., il est recommandé d'utiliser un acide tamponné désincrustant.

L'entretien quotidien pourra être réalisé avec des détergents ordinaires, en respectant les dilutions recommandées par le fabricant respectif.

Pour les pièces décorées, l'utilisation de produits de nettoyage abrasifs devra être évitée car ils pourront endommager les pièces.

Les pièces décorées grâce au dépôt de particules de titane – désignation « mirror » - qui lui confèrent un aspect métallique, devront être manipulées avec soin. Le nettoyage final et d'entretien de ce type de produit devra être réalisé avec des détergents spécifiques pour les métaux – agent de brillantage d'acier inox - afin de créer un effet antistatique qui puisse repousser la saleté et protéger le produit des graisses et de la corrosion.

### SCHUTZ UND REINIGUNG

Bitte vergessen Sie nicht sofort nach Beendigung der Verlegearbeiten, die verflieste Fläche ordnungsgemäß zu schützen. Waschen Sie die verflieste Fläche mit Säure um etwaigen Schmutz (wie z.B.: Schlieren vom Fugenmaterial, Zement, etc.) zu beseitigen. Für die alltägliche Pflege empfehlen wir die Verwendung von handelsüblichen Reinigungsmitteln. Beachten Sie bitte die Verdünnungsanweisung des Herstellers des Produktes.

Die Pflege und die Reinigung der keramischen Platten ist sehr einfach und sollte mit neutralen Putzmitteln durchgeführt werden.

Bitte befolgen Sie die Herstellerangaben zum Gebrauch des Produktes.

Schleifmittel können zur Beschädigung der Dekore führen und sind daher zu vermeiden.

Die Dekore „Mirror“, auf die Titanpartikeln aufgetragen werden und dadurch der Fliese einen metallartigen Anschein verleihen, sind empfindlich.

Die Reinigung sowie Pflege dieser Produktsart müssen mit speziellen Metallreinigungsmitteln durchgeführt werden – wie z.B.: Klarspülmittel für Edelstahl. Diese sorgen für einen antistatischen Effekt, welcher den Schmutz abstößt und zusätzlich das Produkt von Fett und Korrosion schützt.

### ЗАЩИТА И ЧИСТКА

Непосредственно после укладки керамического материала рекомендуется принять меры по защите керамических изделий. После удаления загрязнений, возникших в ходе работы, таких как излишки прокладки, цементирования, и тд., рекомендуется использовать буферную кислоту для удаления всех остатков.

В повседневной чистке можно использовать обычные моющие средства, соблюдая нормы разбавления, указанные изготовителем.

В том, что касается декорированных деталей, следует избегать использование абразивных моющих средств, поскольку они могут повредить детали.

С деталями, декорированными путем осаждения титановых частиц – "зеркальная плитка", придающих им металлический вид, необходимо обращаться осторожно. Их окончательная и повседневная мойка должна производиться моющими средствами, специально предназначенными для металлов (полирующий состав для нержавеющей стали), чтобы создать антистатический эффект для отражения грязи и защиты продукции от жирных веществ и коррозии.

### ROTEZIONE E PULIZIA

Subito dopo la posa del materiale ceramico è consigliabile che le piastrelle in ceramica siano adeguatamente protette. Per rimuovere lo sporco di fine cantiere, come resti di fughe, cementi, ecc, si consiglia di utilizzare un disincrostante acido tamponato per rimuovere tutti i residui.

Nella manutenzione quotidiana possono essere utilizzati dei normali detersivi, secondo le diluizioni raccomandate dal rispettivo fabbricante.


Per quanto riguarda i pezzi decorati, evitare l'uso di detersivi abrasivi, poiché possono danneggiare i pezzi.

I pezzi decorati mediante la deposizione di particelle di titanio – chiamati "mirror" – che danno loro un aspetto metallico devono essere maneggiati con cura. La pulizia finale e manutenzione di questo tipo di prodotto devono essere eseguite con detersivi per metalli – brillantante per acciaio inox – al fine di creare un effetto statico in grado di respingere la sporcizia e proteggere il prodotto dai grassi e dalla corrosione.

## INFORMAÇÃO TÉCNICA

TECHNICAL INFORMATION | INFORMATION TECHNIQUE | TECHNISCHE INFORMATION  
ТЕХНИЧЕСКАЯ ИНФОРМАЦИЯ | INFORMAZIONE TECNICA

403.



09

### CICLO DE VIDA

Os impactos ambientais dos nossos produtos distribuem-se ao longo do seu ciclo de vida, nas etapas extração, transporte de matérias-primas, produção, distribuição, uso e fim de vida. A Love Tiles minimiza estes impactos ambientais, através de boas práticas de gestão ambiental. No uso e fim de vida, apelamos à vossa melhor gestão, privilegiando a reutilização ou a reciclagem numa perspetiva de economia circular.

### LIFE CYCLE

The environmental impacts of our products are distributed through their life cycle complying extraction, raw materials transport, production, distribution, use and end of life. Love Tiles minimize these impacts through good practices of environmental management. At the end of the product 's life cycle, Love Tiles asks for your best management, favoring the reuse or recycling in a perspective of a circular economy.

### CYCLE DE VIE

Les impacts environnementaux de nos produits sont distribués tout au long de leur cycle de vie, dans les phases d'extraction, de transport des matières premières, de production, de distribution, d'utilisation et de fin de vie. Chez Love Tiles on minimise ces impacts environnementaux grâce aux bonnes pratiques de gestion de l'environnement. Dans l'utilisation et la fin de vie, on appel à votre meilleure gestion en privilégiant la réutilisation ou le recyclage dans une perspective d'économie circulaire.

### LEBENSZYKLUS

Die Umweltbelastung unserer Produkte prägt jede Phase ihres Lebenszyklus – die Gewinnung und das Transport der Rohstoffe, die Produktion, die Lieferung, der Gebrauch, die Entsorgung. Love Tiles verniedlicht durch gute Programme des Umweltmanagements die Umweltbelastung. In der Phase des Gebrauchs und der Entsorgung bitten wir Sie um eine bevorzugte Auswahl von Weiterverwenden oder Recycling.

### ЖИЗНЕННЫЙ ЦИКЛ

Экологические воздействия влияют на нашу продукцию на протяжении всего жизненного цикла, на этапах добычи, транспортировки сырья, производства, дистрибуции, использования и окончания срока службы. Love Tiles минимизирует данные экологические воздействия и последствия благодаря хорошей практике управления окружающей средой. В использовании продукции мы призываем вас следить за окружающей средой, отдавая предпочтение повторному использованию материала или его переработке.

### CICLO DI VITA

L'impatto ambientale dei nostri prodotti si distribuisce durante il loro ciclo di vita, nelle tappe di estrazione e trasporto delle materie prime, produzione, distribuzione, uso e smaltimento. La Love Tiles minimizza tutto ciò, attraverso buone pratiche di gestione ambientale. Nell'uso e nello smaltimento, ci appelliamo alla vostra gestione, perché privilegiate il riuso o il riciclaggio in una prospettiva di economia circolare.

# INFORMAÇÃO TÉCNICA

TECHNICAL INFORMATION | INFORMATION TECHNIQUE | TECHNISCHE INFORMATION  
ТЕХНИЧЕСКАЯ ИНФОРМАЦИЯ | INFORMAZIONE TECNICA

# REVESTIMENTO MONOPOROSA

SINGLE FIRED WALL TILES | FAÏENCES MONOCOUISSON | WEISSCHERBIEPEPLITKA  
ОБЛИЦОВОЧНАЯ ОДНОКРАТНОГО ОБЖИГА | RIVESTIMENTO MONOPOROSA

# GRÉS VIDRADO

GLAZED PORCELAIN TILES | GRÉS CÉRAME ÉMAILLÉ | FEINSTEINZEUG  
GLASIERT | КЕРАМОГРАНИТ ГЛАЗУРОВАННЫЙ | RIVESTIMENTO MONOPOROSA

# INFORMAÇÃO TÉCNICA

TECHNICAL INFORMATION | INFORMATION TECHNIQUE | TECHNISCHE INFORMATION  
ТЕХНИЧЕСКАЯ ИНФОРМАЦИЯ | INFORMAZIONE TECNICA

EN14411: ANEXO | ANNEX | ANNEXE | ANHANG | ПРИЛОЖЕНИЕ | ALLEGATO K GRUPO | GROUP | GROUPE | GRUPPE | КЛАСС | GRUPPO VIII  
ISO 13006: ANEXO | ANNEX | ANNEXE | ANHANG | ПРИЛОЖЕНИЕ | ALLEGATO L GRUPO | GROUP | GROUPE | GRUPPE | КЛАСС | GRUPPO VIII

EN14411: ANEXO | ANNEX | ANNEXE | ANHANG | ПРИЛОЖЕНИЕ | ALLEGATO G GRUPO | GROUP | GROUPE | GRUPPE | КЛАСС | GRUPPO VIIA  
ISO 13006: ANEXO | ANNEX | ANNEXE | ANHANG | ПРИЛОЖЕНИЕ | ALLEGATO G GRUPO | GROUP | GROUPE | GRUPPE | КЛАСС | GRUPPO VIIA

404.

404.	SIMBOLOGIA SYMBOLS SYMBOLES ZEICHEN СІМВОЛІКА SIMBOLOGI	CARACTERÍSTICAS FEATURES CARACTÉRISTIQUES EIGENSCHAFTEN ХАРАКТЕРИСТИКИ CARATTERISTICHE	NORMA TEST METHOD METHODE D'ESSAI PRUEFMETHODE NORMA METODO DI PROVA	VALOR PRESCRITO PRESCRIBED VALUE VALEUR PRESCRITE VORGESCHRIB. WERT ЗАЯВЛЕННИЙ ОБЪЕМ VALORE PRESCRITTO	LOVE CERAMIC TILES
		Comprimento e largura Length and width Longueur et largeur Laenge und breite Длина и ширина Lunghezza e larghezza	EN ISO 10545-2	± 0,5% (máx ± 2,0 mm)	garantido guaranted garanti sichergestellt гарантия garantito
		Espessura Thickness Épaisseur Dicke Толщина Spessore		± 10% (máx ± 0,5 mm)	garantido guaranted garanti sichergestellt гарантия garantito
		Medida da rectilinearidade das arestas Side straightness Rectitude des arêtes Feradlinigkeit der kanten Прямолнейность лицевых граней Rettilineità spigoli Medida da ortogonalidade Rectangularity Angularité Rechtwinkligkeit der kanten Ортогональность (кривизна сторон) Ortogonalità		± 0,3% (máx ± 1,5 mm)	garantido guaranted garanti sichergestellt гарантия garantito
		Medida da planariedade Flatness Planéité Ehflächigkeit Планитарность (кривизна поверхности) Planarità		± 0,5% (máx ± 2,0 mm) - 0,3% (máx - 1,5 mm)	garantido guaranted garanti sichergestellt гарантия garantito
		Absorção de água Water absorption Absorption d'eau Wasseraufnahme Водопоглощение Assorbimento d'acqua	EN ISO 10545-3	E > 10%	13%-18%
		Resistência à flexão Resistance to bending Résistance à la flexion Biegefestigkeit Сопротивление на изгиб Resistenza alla flessione	EN ISO 10545-4	≥ 12 N/mm <sup>2</sup>	≥ 18 N/mm <sup>2</sup>
		Resistência à abrasão Resistance à l'abrasion Abrasion resistance Abrieb widerstand Устойчивость Resistenza all'abrasione	EN ISO 10545-7	≥ 600 N	≥ 600 N
		Coefficiente de expansão térmica linear Coefficient of linear thermal expansion Coefficient d'extension thermique linéaire Lineärer wärmeausdehn.Koeff Коэффициент линейного термического Coefficiente di dilatazione térmica lineare	EN ISO 10545-8	segundo os valores do fabricante according to manufacturer requirements selon les valeurs du fabricant Laut Werte des Herstellers согласно данным производителя secondo i valori del fabbricante	75x10 <sup>-7</sup> °C <sup>-1</sup> valor máximo   maximum value valeur maximum   Maximalwert максимальные показатели valore massimo
		Resistência ao choque térmico Thermal shock resistance Résistance aux chocs thermiques Temperaturwechsel beständigkeit Устойчивость к температурным перепадам Resistenza agli sbalzi termici	EN ISO 10545-9	exigido required demandé Anforderung востребовано richiesto	garantido guaranted garanti sichergestellt гарантия garantito
		Resistência ao fendilhamento Crazing resistance Résistance aux tréssaillures Haarrisse beständigkeit Устойчивость к растрескиванию Resistenza alla fessurazione	EN ISO 10545-11	exigido required demandé Anforderung востребовано richiesto	garantido guaranted garanti sichergestellt гарантия garantito
		Resistência ao gelo Frost resistance Résistance au gel Frost beständigkeit Морозоустойчивость Resistenza al gelo	EN ISO 10545-12	exigido required demandé Anforderung востребовано richiesto	garantido guaranted garanti sichergestellt гарантия garantito
		Resistência aos ácidos e bases Resistance against acids and alkalis Résistance aux acides et aux alcalis Bestaend. Gegen saeuren u. Laugen Устойчивость к воздействию кислот и щелочей Resistenza agli acidi e alle basi	EN ISO 1045-13	segundo os valores do fabricante according to manufacturer requirements selon les valeurs du fabricant Laut Werte des Herstellers согласно данным производителя secondo i valori del fabbricante	mínimo: GLB minimum: GLB mínimum: GLB minimum: GLB минимум: GLB mínimo: GLB
		Resistência aos produtos de limpeza domésticos Resistance to household cleaning products Résistance aux produits domestiques de nettoyage e Bestaendig. G.Haushaltsreinigungsprodukte Устойчивость к бытовой химии Resistenza ai prodotti di pulizia di uso domestico	EN ISO 1045-13	mínimo: GB minimum: GB mínimum: GB minimum: GB минимум: GB mínimo: GB	classe GA class GA classe GA classe GA класс GA classe GA
		Resistência às manchas Resistance to staining Résistance aux taches Bestaendigkeit gegen flecken Устойчивость к появлению пятен Resistenza alle macchie	EN ISO 10545-14	mínimo: classe 3 minimum: class 3 mínimum: classe 3 minimum: classe 3 минимум: класс 3 mínimo: classe 3	mínimo: classe 4 minimum: class 4 mínimum: classe 4 minimum: classe 4 минимум: класс 4 mínimo: classe 4

405.

405.	SIMBOLOGIA SYMBOLS SYMBOLES ZEICHEN СІМВОЛІКА SIMBOLOGI	CARACTERÍSTICAS FEATURES CARACTÉRISTIQUES EIGENSCHAFTEN ХАРАКТЕРИСТИКИ CARATTERISTICHE	NORMA TEST METHOD METHODE D'ESSAI PRUEFMETHODE NORMA METODO DI PROVA	VALOR PRESCRITO PRESCRIBED VALUE VALEUR PRESCRITE VORGESCHRIB. WERT ЗАЯВЛЕННИЙ ОБЪЕМ VALORE PRESCRITTO	LOVE CERAMIC TILES
		Comprimento e largura Length and width Longueur et largeur Laenge und breite Длина и ширина Lunghezza e larghezza	EN ISO 10545-2	± 0,6% (máx ± 2,0 mm)	garantido guaranted garanti sichergestellt гарантия garantito
		Espessura Thickness Épaisseur Dicke Толщина Spessore		± 5% (máx ± 0,5 mm)	garantido guaranted garanti sichergestellt гарантия garantito
		Medida da rectilinearidade das arestas Side straightness Rectitude des arêtes Feradlinigkeit der kanten Прямолнейность лицевых граней Rettilineità spigoli Medida da ortogonalidade Rectangularity Angularité Rechtwinkligkeit der kanten Ортогональность (кривизна сторон) Ortogonalità		± 0,5% (máx ± 1,5 mm)	garantido guaranted garanti sichergestellt гарантия garantito
		Medida da planariedade Flatness Planéité Ehflächigkeit Планитарность (кривизна поверхности) Planarità		± 0,5% (máx ± 2,0 mm)	garantido guaranted garanti sichergestellt гарантия garantito
		Absorção de água Water absorption Absorption d'eau Wasseraufnahme Водопоглощение Assorbimento d'acqua	EN ISO 10545-3	E ≤ 0,5%	E ≤ 0,2%
		Resistência à flexão Resistance to bending Résistance à la flexion Biegefestigkeit Сопротивление на изгиб Resistenza alla flessione	EN ISO 10545-4	≥ 35 N/mm <sup>2</sup>	< 20 mm ≥ 35 N/mm <sup>2</sup> = 20 mm ≥ 40 N/mm <sup>2</sup>
		Resistência à flexão Resistance to bending Résistance à la flexion Biegefestigkeit Сопротивление на изгиб Resistenza alla flessione	EN ISO 10545-4	≥ 1300 N	< 20 mm ≥ 1300 N/mm <sup>2</sup> = 20 mm ≥ 10000 N/mm <sup>2</sup>
		Resistência à abrasão Resistance à l'abrasion Abrasion resistance Abrieb widerstand Устойчивость Resistenza all'abrasione	EN ISO 10545-7	segundo os valores do fabricante according to manufacturer requirements selon les valeurs du fabricant Laut Werte des Herstellers согласно данным производителя secondo i valori del fabbricante	2 - 5
		Coefficiente de expansão térmica linear Coefficient of linear thermal expansion Coefficient d'extension thermique linéaire Lineärer wärmeausdehn.Koeff Коэффициент линейного термического Coefficiente di dilatazione térmica lineare	EN ISO 10545-8	segundo os valores do fabricante according to manufacturer requirements selon les valeurs du fabricant Laut Werte des Herstellers согласно данным производителя secondo i valori del fabbricante	75x10 <sup>-7</sup> °C <sup>-1</sup> valor máximo   maximum value valeur maximum   Maximalwert максимальные показатели valore massimo
		Resistência ao choque térmico Thermal shock resistance Résistance aux chocs thermiques Temperaturwechsel beständigkeit Устойчивость к температурным перепадам Resistenza agli sbalzi termici	EN ISO 10545-9	exigido required demandé Anforderung востребовано richiesto	garantido guaranted garanti sichergestellt гарантия garantito
		Resistência ao fendilhamento Crazing resistance Résistance aux tréssaillures Haarrisse beständigkeit Устойчивость к растрескиванию Resistenza alla fessurazione	EN ISO 10545-11	exigido required demandé Anforderung востребовано richiesto	garantido guaranted garanti sichergestellt гарантия garantito
		Resistência ao gelo Frost resistance Résistance au gel Frost beständigkeit Морозоустойчивость Resistenza al gelo	EN ISO 10545-12	exigido required demandé Anforderung востребовано richiesto	garantido guaranted garanti sichergestellt гарантия garantito
		Resistência aos ácidos e bases Resistance against acids and alkalis Résistance aux acides et aux alcalis Bestaend. Gegen saeuren u. Laugen Устойчивость к воздействию кислот и щелочей Resistenza agli acidi e alle basi	EN ISO 1045-13	segundo os valores do fabricante according to manufacturer requirements selon les valeurs du fabricant Laut Werte des Herstellers согласно данным производителя secondo i valori del fabbricante	mínimo: GLB minimum: GLB mínimum: GLB minimum: GLB минимум: GLB mínimo: GLB
		Resistência aos produtos de limpeza domésticos Resistance to household cleaning products Résistance aux produits domestiques de nettoyage e Bestaendig. G.Haushaltsreinigungsprodukte Устойчивость к бытовой химии Resistenza ai prodotti di pulizia di uso domestico	EN ISO 1045-13	mínimo: GB minimum: GB mínimum: GB minimum: GB минимум: GB mínimo: GB	classe GA class GA classe GA classe GA класс GA classe GA
		Resistência às manchas Resistance to staining Résistance aux taches Bestaendigkeit gegen flecken Устойчивость к появлению пятен Resistenza alle macchie	EN ISO 10545-14	mínimo: classe 3 minimum: class 3 mínimum: classe 3 minimum: classe 3 минимум: класс 3 mínimo: classe 3	mínimo: classe 4 minimum: class 4 mínimum: classe 4 minimum: classe 4 минимум: класс 4 mínimo: classe 4

# INFORMAÇÃO TÉCNICA

TECHNICAL INFORMATION | INFORMATION TECHNIQUE | TECHNISCHE INFORMATION  
ТЕХНИЧЕСКАЯ ИНФОРМАЦИЯ | INFORMAZIONE TECNICA

# SIMBOLOGIA

SYMBOLS | SYMBOLES | ZEICHEN | СИМВОЛИКА | SIMBOLOGIA

# TABELA DE CALIBRES











CALIBERS | TABLEAU DES CALIBRES | KALIBER | ТАБЛИЦА ПО КАЛИБРАМ | TABELLA CALIBRI

# INFORMAÇÃO TÉCNICA

TECHNICAL INFORMATION | INFORMATION TECHNIQUE | TECHNISCHE INFORMATION  
ТЕХНИЧЕСКАЯ ИНФОРМАЦИЯ | INFORMAZIONE TECNICA

406.

	Revestimento com acabamento mate Matt wall tiles Faïences en finition mat Wandfliesen - matt oberfläche Настенная керамическая плитка с матовым покрытием Rivestimento con finitura opaca
	Revestimento com acabamento brilho Glossy wall tiles Faïences avec finition brillant Wandfliesen - glänzend oberfläche Настенная керамическая плитка с глянцевым покрытием Rivestimento con finitura lucida
	Revestimento estruturado com acabamento mate Matt structured wall tiles Faïences structuré en finition mat Strukturierte wandfliesen - matt oberfläche Настенная структурированная плитка с матовым покрытием Rivestimento strutturato con finitura opaca
	Revestimento estruturado com acabamento brilho Glossy structured wall tiles Faïences structuré en finition brillant Strukturierte wandfliesen - glänzend oberfläche Настенная структурированная плитка с глянцевым покрытием Rivestimento strutturato con finitura lucida
	Pavimento com acabamento mate Matt floor tiles Carreaux sol en finition mat Bodenfliesen - matt oberfläche Напольная плитка с матовым покрытием Pavimento con finitura opaca
	Pavimento com acabamento brilho Floor tiles with bright finish Revêtement de sol avec finition brillant Bodenbelag mit glänzender oberfläche Поверхность с глянцевым покрытием Pavimento con finitura lucida
	Pavimento com acabamento polido Floor tiles with polished finish Revêtement de sol avec finition polie Bodenbelag mit polierter oberfläche Полированная поверхность Pavimento con finitura levigata
	Antiderrapante (DIN 51097) Anti-slip (DIN 51097) Antidérapant (DIN 51097) Rutschfest (DIN 51097) Противоскользящий (DIN 51097) Antiscivolo (DIN 51097)
	Antiderrapante (DIN 51130) Anti-slip (DIN 51130) Antidérapant (DIN 51130) Rutschsicher (DIN 51130) Противоскользящий (DIN 51130) Antiscivolo (DIN 51130)
	Pavimento e revestimento com acabamento mate Matt floor and wall tiles Faïences et carreaux sol en finition mat Wandfliesen und bodenfliesen - matt oberfläche Напольная и настенная плитка с матовым покрытием Pavimento e rivestimento con finitura opaca
	Acabamento brilho Glossy finishing Finition brillant Glanz oberfläche Глянцевое покрытие Finitura lucida

	Produto com gráfica e tonalidade diferente Product with different graphics and shades Produit ayant une sérigraphie et une tonalité différente Produkt mit verschiedener grafik und tönung Изделия различной текстуры и оттенков Prodotto con grafica e tonalità diversa
	Espessura Thickness Épaisseur Dicke Толщина Spessore
	Decorações/peças especiais vendidas a m <sup>2</sup> Decorations/ special pieces sold per m <sup>2</sup> Décorations/pièces spéciales vendues au m <sup>2</sup> Dekorationen/sonderposten verkauft pro m <sup>2</sup> Декорации/специальные изделия продаваемые по м <sup>2</sup> Decorazioni / pezzi speciali venduti al m <sup>2</sup>
	40% Desconto adicional 40% Descuento adicional 40% De remise extra 40% Extra-rabatt 40% Дополнительная скидка 40% sconto extra
	Destonalização nula Shade variation none Non dénuancé Farbspiel null Различия отсутствуют Stonalizzazione nulla
	Destonalização ligeira Shade variation slight Légerement dénuancé Farbspiel gering Минимальные различия Stonalizzazione leggera
	Destonalização baixa Shade variation low Peu dénuancé Farbspiel mittel Небольшие различия Stonalizzazione bassa
	Destonalização média Shade variation moderate Moyennment dénuancé Farbspiel stark Средние различия Stonalizzazione media
	Destonalização alta Shade Variation high Fortement dénuancé Farbspiel sehr stark Большие различия Stonalizzazione alta
	Antiderrapante (BS 7976) Anti-slip (BS 7976) Antidérapant (BS 7976) Rutschfest (BS 7976) Противоскользящий (BS 7976) Antiscivolo (BS 7976)

407.

DIMENSÃO NOMINAL (CM) NOMINAL DIMENSION (CM) DIMENSION NOMINALE (CM) NENNMASS(CM) РАЗМЕР (CM) DIMENSIONE NOMINALE (CM)	B	C	D	E	H	L
60 x 60	595,5 x 595,5 x 20,0	597,0 x 597,0 x 20,0	598,5 x 598,5 x 20,0	600,0 x 600,0 x 20,0	601,5 x 601,5 x 20,0	603,0 x 603,0 x 20,0
60 x 60	595,5 x 595,5 x 9,0	597,0 x 597,0 x 9,0	598,5 x 598,5 x 9,0	600,0 x 600,0 x 9,0	601,5 x 601,5 x 9,0	603,0 x 603,0 x 9,0
	595,5 x 595,5 x 10,0	597,0 x 597,0 x 10,0	598,5 x 598,5 x 10,0	600,0 x 600,0 x 10,0	601,5 x 601,5 x 10,0	603,0 x 603,0 x 10,0
51 x 51	505,8 x 505,8 x 9,0	507,2 x 507,2 x 9,0	508,6 x 508,6 x 9,0	510,0 x 510,0 x 9,0	511,4 x 511,4 x 9,0	512,8 x 512,8 x 9,0
50 x 50	495,8 x 495,8 x 9,0	497,2 x 497,2 x 9,0	498,6 x 498,6 x 9,0	500,0 x 500,0 x 9,0	501,4 x 501,4 x 9,0	502,8 x 502,8 x 9,0
31,4 x 61,2	311,0 x 608,1 x 9,0	312,0 x 609,4 x 9,0	313,0 x 610,7 x 9,0	314,0 x 612,0 x 9,0	315,0 x 613,3 x 9,0	316,0 x 614,6 x 9,0
31 x 62		308,6 x 618,0 x 10,0	309,3 x 619,0 x 10,0	310,0 x 620,0 x 10,0	310,7 x 621,0 x 10,0	311,4 x 622,0 x 10,0
30 X 60	297,0 x 596,1 X 8,0	298,0 x 597,4 X 8,0	299,0 x 598,7 X 8,0	300 x 600 X 8,0	301,0 x 601,3 X 8,0	302,0 x 602,6 X 8,0
45 x 45	445,8 x 445,8 x 8,0	447,2 x 447,2 x 8,0	448,6 x 448,6 x 8,0	450,0 x 450,0 x 8,0	451,4 x 451,4 x 8,0	452,8 x 452,8 x 8,0
	445,8 x 445,8 x 9,0	447,2 x 447,2 x 9,0	448,6 x 448,6 x 9,0	450,0 x 450,0 x 9,0	451,4 x 451,4 x 9,0	452,8 x 452,8 x 9,0
33,3 x 50	329,4 x 496,4 x 9,0	330,6 x 497,6 x 9,0	331,8 x 498,8 x 9,0	333,0 x 500,0 x 9,0	334,2 x 501,2 x 9,0	335,4 x 502,4 x 9,0
15 x 75		149,7 x 747,4 x 9,0	150,2 x 748,7 x 9,0	150,7 x 750,0 x 9,0	151,2 x 751,3 x 9,0	151,7 x 752,6 x 9,0
33,3 x 33,3	329,4 x 329,4 x 9,0	330,6 x 330,6 x 9,0	331,8 x 331,8 x 9,0	333,0 x 333,0 x 9,0	334,2 x 334,2 x 9,0	335,4 x 335,4 x 9,0



# CERTIFICAÇÃO

CERTIFICATION | CERTIFICATION | ZERTIFIZIERUNG  
СЕРТИФИКАЦИЯ | CERTIFICAZIONE

# INFORMAZIONE TÉCNICA

TECHNICAL INFORMATION | INFORMATION TECHNIQUE | TECHNISCHE INFORMATION  
ТЕХНИЧЕСКАЯ ИНФОРМАЦИЯ | INFORMAZIONE TECNICA

410.

411.



## HABITAR O PRESENTE VIVER O FUTURO

A Love Tiles cria coleções cerâmicas para habitar o presente e o futuro, plenas de beleza, dotadas de qualidade de um design exclusivo. A mesma beleza e a mesma harmonia que sonhamos para o mundo em nosso redor.  
Para isso a Love Tiles cria e protege, reduzindo ao mínimo o impacto ambiental da sua atividade, por meio da constante pesquisa da eco sustentabilidade no local de trabalho, nas matérias utilizadas e nos processos produtivos, como demonstram as certificações ambientais obtidas. Queremos contribuir para que vivamos num mundo melhor, sabendo que a eco sustentabilidade é desenvolvimento olhando para o futuro...  
Este é o nosso esforço quotidiano e a nossa responsabilidade social.

## INHABIT THE PRESENT LIVE THE FUTURE

Love Tiles creates ceramic collections to live the present and the future, surrounded by beauty, protected by the quality of an exclusive design of living in total freedom. The same beauty and marvelous harmony that we dream for the world around us.  
For this, Love Tiles creates and protects, by reducing to its minimum the environmental impact coming from its activity, through the constant research of the total eco-sustainability in the working environment, on the materials used and in the productive processes, as the obtained environmental certificates demonstrate. We want to contribute for a better world and only what is really eco-sustainable can be considered as development with future vision...  
This is our daily commitment and our social responsibility.

## HABITER LE PRÉSENT VIVRE L'AVENIR

Love Tiles crée des collections pour vivre le présent et l'avenir, entourées par la beauté, protégées de la qualité d'un design exclusif à vivre en toute liberté.  
La même beauté et la même harmonie dont nous rêvons pour notre monde. C'est pour cette raison que Love Tiles crée et protège en réduisant au maximum l'impact environnemental de son activité, grâce à la permanente recherche de l'équilibre écologique dans l'environnement de travail, dans les matières utilisées et dans le processus productif, comme le démontre les certifications environnementales obtenues. Nous voulons contribuer à ce que vous viviez dans un monde plus beau, plus écologique donc plus développé et orienté vers l'avenir. Ceci est notre engagement quotidien et notre responsabilité sociale.

## WOHNEN IN DER GEGENWART UND DIE ZUKUNFT ERLEBEN

Love Tiles kreiert Keramikkollektionen mit dem Konzept "wohnen in der gegenwart und die zukunft erleben". Diese Kollektionen zeichnet eine außergewöhnliche Schönheit, höchste Qualität und exklusives Design aus. Dasselbe Schönheit und Harmonie, die wir uns für die Welt in unserem Umkreis erträumen.  
Danach richtet Love Tiles ihre Produktion aus: Für die Herstellung benutzen wir umweltschonende Verfahren, m.a.W. die Umwelt auswirkungen sind auf das Mindestmaß reduziert. Die gelingt uns durch konstante Forschungsarbeiten auf dem Gebiet der Öko-Nachhaltigkeit am Arbeitsplatz, bei den verwendeten Materialien und bei den Herstellungsverfahren. Davon zeugen die Umweltzertifikate, mit denen wir ausgezeichnet wurden. Wir möchten einen Beitrag für eine bessere Welt leisten, wohl wissend, dass die Öko-Nachhaltigkeit Entwicklung in die Zukunft bedeutet.  
Dies ist unser alltägliches Anliegen und unsere soziale Verantwortung.

## ABITARE IL PRESENTE VIVERE IL FUTURO

Love Tiles crea collezioni ceramiche per abitare il presente e il futuro, piene di bellezza, con la qualità di un design unico. La stessa bellezza e armonia che sogniamo per il mondo che ci circonda.  
Per questa ragione Love Tiles crea e protegge, riducendo al minimo l'impatto ambientale delle proprie attività, attraverso la costante ricerca dell'ecosostenibilità sul posto di lavoro, nei materiali utilizzati e nei processi produttivi, come dimostrato dalle certificazioni ambientali ottenute.  
Vogliamo contribuire a costruire un mondo migliore, sapendo che l'ecosostenibilità è sviluppo con uno sguardo al futuro.  
Questo è il nostro sforzo quotidiano e la nostra responsabilità sociale.

Para mais informações contactar Love Tiles.  
If necessary, for further queries, please contact Love Tiles.  
Pour des renseignements complémentaires, prière de contacter Love Tiles.  
Für weitere Erklärungen, kontaktieren Sie bitte Love Tiles.  
Более детальную информацию Вы можете получить связавшись с Love Tiles.  
Per ulteriori informazioni contattare Love Tiles



## INFORMAÇÃO TÉCNICA

TECHNICAL INFORMATION | INFORMATION TECHNIQUE | TECHNISCHE INFORMATION  
ТЕХНИЧЕСКАЯ ИНФОРМАЦИЯ | INFORMAZIONE TECNICA

## INFORMAÇÃO TÉCNICA

TECHNICAL INFORMATION | INFORMATION TECHNIQUE | TECHNISCHE INFORMATION  
ТЕХНИЧЕСКАЯ ИНФОРМАЦИЯ | INFORMAZIONE TECNICA

412.

### TECNOLOGIA DE VANGUARDA

Cada matéria prima natural utilizada, cada processo produtivo e cada tecnologia da complexa actividade da unidade industrial da Love Tiles, são estudadas de forma a minimizar o impacto ambiental, poupando e reciclando, com a vontade de transformar desperdícios em recursos e otimizar a utilização da energia produzida. A Love Tiles está na vanguarda na adoção de medidas ecologicamente sustentáveis as quais são demonstradas pelos mais minuciosos controlos quotidianamente efectuados.

### CUTTING-EDGE TECHNOLOGY

Each raw material used, each productive process and each technology of the complex activity of the Love Tiles sites are studied in order to reduce the environmental impact, by saving, recycling, filtering, with the will of transforming the waste in resources and optimize the use of energy. Love Tiles is on the cutting-edge of adopting ecologically sustainable practices and this is demonstrated by the most accurate controls, repeated on a daily basis.

### TECNOLOGIE D'AVANT-GARDE

Chaque matière première, chaque processus productif et chaque technologie de la complexe activité des établissements de Panariagroup sont étudiés de façon à limiter l'impact environnemental en épargnant, recyclant et filtrant avec la volonté de transformer les déchets en ressources et optimiser l'usage de l'énergie produite. Gres Panaria Portugal est à l'avant-garde dans l'action et les pratiques pour l'environnement comme le démontrent les contrôles les plus exigeants répétés au quotidien.

### SPITZENTECHNOLOGIE

Love Tiles hat die verwendeten Rohstoffe, Produktionsverfahren und Techniken in der komplexen Unternehmensaktivität im Bereich der industriellen Produktion des Unternehmens im Hinblick auf die Umweltauswirkungen eingehendst analysiert. Materialeinsparungen und Recycling stehen auf der Tagesordnung. Aus Abfällen werden Ressourcen. Die Nutzung freigesetzter Energie ist optimiert. Love Tiles ist führend, was die Verwendung von ökologisch nachhaltigen Maßnahmen betrifft. Täglich minutiös durchgeführte Kontrollen sind der Beweis dafür.

### TECNOLOGIA ALL'VANGUARDIA

Ciascuna delle materie prime naturali utilizzate, ogni processo produttivo e ogni tecnologia della complessa attività dell'unità industriale di Love Tiles, sono studiati per ridurre al minimo l'impatto ambientale, risparmiando e riciclando, con la volontà di trasformare i rifiuti in risorse e ottimizzare l'utilizzo dell'energia prodotta. Love Tiles è all'avanguardia nell'adozione di misure ecologicamente sostenibili, dimostrate dai più rigorosi controlli quotidiani effettuati.

### A CERTIFICAÇÃO AMBIENTAL

A unidade industrial da Love Tiles obteve certificações ambientais internacionais de grande prestígio. Entidades e organismos de controlo reconheceram oficialmente o trabalho feito pela empresa para a salvaguarda dos recursos naturais do planeta. Esta certificação testemunha as boas práticas ambientais da Love Tiles, na salvaguarda do desenvolvimento sustentável. Esta é uma demonstração concreta de como é possível conciliar Qualidade, Inovação Industrial e Design com uma séria política de salvaguarda do ambiente.

### THE ENVIRONMENT CERTIFICATION

Love Tiles have obtained the most prestigious International environmental certifications. Agencies and control bodies have officially recognized the work done by the company for the safeguarding of the earth's natural resources. These certifications are proof of the high standards attained by Love Tiles, a company which is a forerunner in terms of sustainable development. These are a clear proof of how it is possible to reconcile quality, industrial innovation and design with a serious policy for environmental safeguard.

### LA CERTIFICATION ENVIRONNEMENTALE


Love Tiles a obtenu de prestigieuses certifications environnementales internationales. Les entités et les organismes de contrôle ont officiellement reconnu le travail fourni par l'entreprise pour la préservation des ressources naturelles de la planète. Cette certification témoigne des bonnes pratiques environnementales de Gres Panaria Portugal, pour la protection du développement durable. C'est une démonstration concrète de l'engagement de l'entreprise en termes de Qualité, d'Innovation et de Design, le tout allié à une sérieuse politique de protection de l'environnement.

### UMWELTZERTIFIZIERUNG





ie Produktionseinheit der Love Tiles wurde weltweit mit Umweltzertifizierungen von großem Prestige ausgezeichnet. Körperschaften und Kontrolleinrichtungen erkannten offiziell das Unternehmen für seine Arbeit zum Erhalt der Naturressourcen auf der Erde an. Die Zertifizierungen bezeugen die guten Umweltspraktiken der Love Tiles für die Wahrung der nachhaltigen Entwicklung. Dies ist ein konkreter Beweis dafür, dass es möglich ist, Qualität, industrielle Innovation und Design mit einer ernsthaften Politik der Umwelterhaltung zu vereinbaren.

### A CERTIFICAZIONE AMBIENTALE

L'unità industriale di Love Tiles ha ottenuto prestigiose certificazioni ambientali internazionali. Enti e organismi di controllo hanno ufficialmente riconosciuto il lavoro svolto dalla società per la salvaguardia delle risorse naturali del pianeta. Questa certificazione attesta le buone pratiche ambientali di Love Tiles, nella tutela dello sviluppo sostenibile. Si tratta di una concreta dimostrazione di come sia possibile conciliare Qualità, Innovazione Industriale e Design con una seria politica di tutela dell'ambiente.

	Reutilização de caco cru Recycling non fired material Réutilisation du tesson Wiederverwendung unbearbeiteter Scherben Riutilizzo degli scarti crudi
	Reciclagem de caco cozido Fired material, used for construction Recyclage du tesson cuit Recycling von erhitzten Scherben Riutilizzo/riciclo degli scarti cotti
	Water, every drop counts 100 % reciclagem de água do processo Recyclage des eaux du processus productif 100 % - es Recycling von in Verfahren benutztes Wasser Riutilizzo del 100% delle acque di processo
	Reducing emission Baixas emissões gasosas para a atmosfera Faibles émissions de gaz dans l'atmosphère Geringe Abgabe gashaltiger Emissionen in die Atmosphäre Minime emissioni in atmosfera
	Energy saving Poupança de energia Économie d'énergie Energieeinsparung Risparmio energetico
	From packaging to recycling 100% de materiais recicláveis utilizados na embalagem 100% de matériaux recyclables utilisés dans l'emballage 100% Recycling-Material wird für Verpackungen benutzt Utilizzo di imballaggi 100% riciclabili

413.

	Sustentabilidade dos produtos cerâmicos Sustainability of ceramic products Durabilité des produits céramiques Nachhaltigkeit von Keramikprodukten Sostenibilità dei prodotti ceramici
	Fao pallets paletes fao Pao palettes FAO Palettes Pallet FAO
	<b>ISO 14001</b> Para estabelecimentos de baixo impacto ambiental e alta eficiência. For production sites with low impact and high efficiency. Produit fabriqué sans négliger l'environnement Produkt herstellung unter Einbeziehung der Umwelt Per stabilimenti produttivi ad alta efficienza e basso impatto ambientale.
	<b>EMAS</b> Para ser verde e transparente Being green and transparent Pour être vert et transparent Grün und transparent Per essere verde e trasparente













Zona Industrial de Aveiro  
3801-101 AVEIRO . PORTUGAL

T. (+351) 234 30 30 30

F. (+351) 234 30 30 31

lovetiles@lovetiles.com

www.lovetiles.com

## GRES PANARIA

Portugal S.A.

© COPYRIGHT GRES PANARIA PORTUGAL S.A.

OS PRODUTOS E MARCAS REFERIDOS OU REPRESENTADOS NESTE CATÁLOGO SÃO PROPRIEDADE DA GRES PANARIA PORTUGAL, S.A., ESTANDO AS MARCAS, DESENHOS, FOTOGRAFIAS OU TEXTOS DEVIDAMENTE PROTEGIDOS POR LEI. É EXPRESSAMENTE PROIBIDA A CÓPIA, IMITAÇÃO, ALTERAÇÃO, NO TODO OU EM PARTE, DE QUALQUER ELEMENTO CONSTITUTIVO OU REPRESENTATIVO DAS MARCAS, DESIGNADAMENTE PALAVRAS, SÍMBOLOS, CORES OU OUTROS, BEM COMO DOS LOGÓTIPOS, DESENHOS, LAYOUTS DE CATÁLOGO, AMBIENTES DE DESIGN OU DECORAÇÃO NELE REPRESENTADOS GRAFICAMENTE, SEM AUTORIZAÇÃO ESCRITA DA GRES PANARIA PORTUGAL, S.A.. A VIOLAÇÃO DE ALGUMA DAS DISPOSIÇÕES PREVISTAS NESTA DECLARAÇÃO PODERÁ ACARREJAR RESPONSABILIZAÇÃO CIVIL E CRIMINAL DO INFRACTOR.

ALL RIGHTS RESERVED. THE PRODUCTS AND BRANDS MENTIONED OR REPRESENTED IN THIS CATALOGUE ARE PROPERTY OF GRES PANARIA PORTUGAL, S.A., ALL BRANDS, DRAWINGS, PHOTOGRAPHS AND TEXTS ARE PROTECTED BY LAW. IT IS STRICTLY PROHIBITED TO COPY, IMITATE OR MODIFY IN ITS WHOLE OR PARTIALLY ANY ELEMENT INHERENT TO THE REPRESENTATION OF THE BRANDS, NAMELY WORDS, SYMBOLS, COLOURS OR OTHERS, AS WELL AS LOGOTYPES, DRAWINGS, CATALOGUE LAYOUT, DESIGN ATMOSPHERES OR DECORATION GRAPHICALLY REPRESENTED IN THE CATALOGUE, WITHOUT PRIOR WRITTEN CONSENT OF GRES PANARIA PORTUGAL S.A.. THE INFRINGEMENT OF THE DISPOSITIONS DEFINED IN THIS DECLARATION MAY RESULT IN THE CIVIL AND CRIMINAL RESPONSABILIZATION OF THE INFRACTOR.

LES PRODUITS ET LES MARQUES MENTIONNÉS OU REPRÉSENTÉS DANS CE CATALOGUE SONT LA PROPRIÉTÉ DE L'ENTREPRISE GRES PANARIA PORTUGAL, S.A., LES MARQUES, LES DESSINS, LES PHOTOGRAPHIES OU LES TEXTES SONT DUMENT PROTÉGÉS PAR LA LOI. TOUTE REPRODUCTION, IMITATION OU MODIFICATION PARTIELLE OU TOTALE DE MOTS, SYMBOLES, COULEURS OU AUTRES ÉLÉMENTS TOUT COMME LES LOGOTYPES, DESSINS, MISE EN PAGE DES CATALOGUES, AMBIANCES DE DESIGN OU DÉCORATION REPRÉSENTÉES AU NIVEAU GRAPHIQUE, SONT STRICTEMENT INTERDITES, SAUF SUR AUTORISATION ÉCRITE AU PRÉALABLE DE L'ENTREPRISE GRES PANARIA PORTUGAL, S.A.. LA VIOLATION D'UNE DE CES DISPOSITIONS PRÉVUES DANS CETTE DÉCLARATION SERA DE LA RESPONSABILITÉ CIVILE ET CRIMINELLE DU TRANSGRESSEUR.

DIE IN DIESEM KATALOG GENANNTEN ODER DARGESTELLTEN PRODUKTE UND MARKEN SIND EIGENTUM DER GRES PANARIA PORTUGAL S.A.. DIE MARKEN, DESIGNS, ZEICHNUNGEN, FOTOGRAFIEEN UND TEXTE SIND GESETZLICH GESCHÜTZT. KOMPLETTE ODER TEILWEISE KOPÍEN, NACHAHMUNGEN, ÄNDERUNGEN IRGENDNEINES KONSTITUTIVEN ODER REPRÄSENTATIVEN ELEMENTS DER MARKEN, NAMENTLICH WÖRTER, SYMBOLE, FARBEN ODER ANDERER ELEMENTE, SOWIE LOGOS, ZEICHNUNGEN, DESIGNS, LAYOUTS VON KATALOGEN, DESIGN- AMBIENTEN ODER IN DIESEN DARGESTELLTEN DEKORATIONEN SIND OHNE SCHRIFTLICHE GENEHMIGUNG DER GRES PANARIA PORTUGAL S.A. AUSDRÜCKLICH VERBOTEN. DIE VERLETZUNG IRGENDNEINER IN DIESER ERKLÄRUNG ANGEGBENEN BESTIMMUNGEN KANN ZU EINER ZIVIL- UND STRAFRECHTLICHEN VERFOLGUNG DES VERLETZENDEN FÜHREN.

ПРОДУКТЫ И БРЕНДЫ, УПОМЯНУТЫЕ ИЛИ ПРЕДСТАВЛЕННЫЕ В ДАННОМ КАТАЛОГЕ, ЯВЛЯЮТСЯ СОБСТВЕННОСТЬЮ GRES PANARIA PORTUGAL, S.A., ФИРМЕННЫЕ МАРКИ, РИСУНКИ, ФОТОГРАФИИ ИЛИ ТЕКСТЫ НАДЛЕЖАЩИМ ОБРАЗОМ ЗАЩИЩЕНЫ ЗАКОНОМ. ЗАПРЕЩАЕТСЯ КОПИРОВАНИЕ, ПОДРАЖАНИЕ, ПОПРАВКИ, ПОЛНОСТЬЮ ИЛИ ЧАСТИЧНО, ЛЮБОГО СОСТАВЛЯЮЩЕГО ЭЛЕМЕНТА ФИРМЕННЫХ МАРК, В ТОМ ЧИСЛЕ СЛОВ, СИМВОЛОВ, ЦВЕТОВ И ДРУГИХ, А ТАКЖЕ ЛОГОТИПОВ, РИСУНКОВ, МАКЕТА КАТАЛОГА, ЕГО ОФОРМИТЕЛЬНОГО ДИЗАЙНА И СООТВЕТСТВУЮЩИХ ГРАФИЧЕСКИХ ДЕКОРАТИВНЫХ ЭЛЕМЕНТОВ, БЕЗ ПИСЬМЕННОГО РАЗРЕШЕНИЯ GRES PANARIA PORTUGAL, S.A.. НАРУШЕНИЕ ЛЮБОГО ИЗ ПОЛОЖЕНИЙ ЭТОГО ЗАЯВЛЕНИЯ МОЖЕТ ПРИВЕСТИ К ГРАЖДАНСКОЙ И УГОЛОВНОЙ ОТВЕТСТВЕННОСТИ ПРАВОНАРУШИТЕЛЯ.

I PRODOTTI E MARCHI CITATI O RAPPRESENTATI IN QUESTO CATALOGO SONO DI PROPRIETÀ DI GRES PANARIA PORTUGAL, S.A., E I MARCHI, DISEGNI, FOTOGRAFIE O TESTI SONO ADEGUATAMENTE PROTETTI DALLA LEGGE. È ESPRESSAMENTE VIETATA LA COPIA, IMITAZIONE, MODIFICA, IN TUTTO O IN PARTE, DI QUALSIASI ELEMENTO COSTITUTIVO O RAPPRESENTANTE DEI MARCHI, TRA CUI PAROLE, SIMBOLI, COLORI O ALTRI, NONCHÉ LOGHI, DISEGNI, LAYOUT DI CATALOGO, AMBIENTI DI PROGETTAZIONE O DECORAZIONE IN ESSO RAPPRESENTATO GRAFICAMENTE, SENZA L'AUTORIZZAZIONE SCRITTA DI GRES PANARIA PORTUGAL, S.A.. LA VIOLAZIONE DI UNA QUALSIASI DELLE DISPOSIZIONI STABILITE IN QUESTA DICHIARAZIONE PUÒ COMPORTARE LA RESPONSABILITÀ CIVILE E PENALE DELL'AUTORE.



EDIÇÃO:  
01.2018

COORDENAÇÃO:  
Marketing Love Ceramic Tiles

DESIGN E PRODUÇÃO:  
Viriato & Viriato, Novembro 2017







**LOVE**  
CERAMIC TILES